

FUSECO

2015/2016

FUSE CATALOGUE



Low
Voltage



Medium
Voltage

Fuses? FUSECO

■ COMPETITIVE PRICES

■ LARGEST STOCK RANGE

■ FAST DELIVERY AUSTRALIA WIDE

■ EXPERTISE & TECHNICAL SUPPORT

■ 24/7 CUSTOMER SERVICE

MINIMUM ORDER VALUE:

- Just \$20.00 (excluding GST & freight), for account customers.

24 HOUR, 7 DAYS A WEEK SERVICE:

Call 0411 104 363 if you need to source a fuse after working hours or on the weekend due to a breakdown situation, Fuseco can help!

FREIGHT OPTIONS

- FIS (Free In Store) for all orders over \$100.00 (excl. GST & freight)*
- \$18.00 if the order value is less than \$100.00 (excl. GST & freight)**
- FOT (Customer nominates own carrier and accepts all charges)

* Excluding Harmonic Mitigation products (POA or FOT).

**Northern Territory \$30.00 +GST

1300 FUSECO

P: 03 9555 3722

F: 03 9555 3944

Office / Warehouse

Unit 4 / 1-7 Friars Road

Moorabbin VIC 3189

Melbourne

Postal Address










PO Box 1425

Moorabbin VIC 3189

Melbourne

sales@fuseco.com.au

www.fuseco.com.au

	Index	2
	Fuse Cross Reference Table	5
	Fuse Information	7
	Utilisation Categories	9
	British Standard Fuses	10
	Miniature Fuses	22
	Cartridge Fuses	32
	American Standard Fuses	52
	NH Blade Fuses	62
	European Semiconductor Fuses	70
	Bottle Fuses	80
	Automotive Fuses	84
	Medium Voltage Fuses	88

Part Number Index

PART NUMBER	PAGE	PART NUMBER	PAGE	PART NUMBER	PAGE	PART NUMBER	PAGE
0							
011-9127	.21	170M1571	.64, 72	2077132	.79	3010353	.90
011-9128	.21	170M1572	.64, 72	2078132	.79	3010354	.90
011-9483	.46	170M3818	.65, 72	2078152	.79	3010853	.90
011-9679	.21	170M3819	.65, 72	2118901	.70	3010913	.88
011-9925	.30	170M5810	.66, 73	2118908	.70	3010953	.90
011-9926	.30	170M5811	.66, 73	2131301	.74	3011013	.88
012-0067	.21	170M5812	.66, 73	2131302	.74	3011014	.88
012-0140	.21	170M5813	.66, 73	2132301	.75, 78	3011054	.90
012-0141	.21	170M6813	.67, 73	2132302	.75, 78	3011154	.90
059-0107	.30	170M6814	.67, 73	2200102	.69	3011913	.88
059-0108	.30	171525	.26	2200105	.69	3013236	.91
059-0109	.30	171526	.26	2203101	.69	3014436	.91
059-0110	.30	171530	.27	2212001	.69	3015636	.91
059-0111	.30	172526	.26	2258F	.47	3018013	.89
059-0112	.30	172530	.27	2400102	.69	3018113	.89
059-0113	.30	1735F	.46	2400202	.69	3019613	.89
059-0114	.21	1751F	.46	2400302	.69	3019614	.89
059-0115	.21	189020	.29	2400402	.69	3020054	.90
059-0116	.21	189140	.29	2400502	.69	3020153	.90
059-0117	.21	1A1907-06	.31	2400602	.69	3020253	.90
059-0118	.21	2		2400607	.69	3020313	.89
059-0119	.21	2000013	.64	24ABGNA3.15	.93	3020354	.90
059-0120	.21	2000113	.64	24ADIHA	.92	3020413	.89
059-0121	.21	2000313	.65	24AFIHA	.92	3021113	.88
059-0122	.21	2000413	.66	24OBGNA3.15	.93	3021114	.88
059-0123	.21	2000513	.67	25SH	.21	3022513	.89
059-0124	.21	2000613	.68	2800201	.71	3023436	.91
059-0127	.21	2012013	.68	2800202	.71	3023736	.91
059-0129	.21	2020908	.64	298-1001	.85	3026713	.88
059-0140	.46	2020913	.64	3			
059-0141	.46	2020920	.64, 72	3.6ABCNA10	.93	3026956	.91
059-0142	.46	2021108	.65	3.6ABCNA3.15	.93	3027156	.91
059-0143	.46	2021113	.65	3.6ABCNA6.3	.93	3027256	.91
059-0144	.46	2021120	.65, 72	3.6ABWNA3.15	.93	3029513	.89
059-0145	.46	2021208	.66	3.6ABWNA6.3	.93	3045411	.89
059-0146	.46	2021213	.66	3.6ADFHA	.92	3057F	.50
059-0147	.46	2021220	.66, 73	3.6ADGHA	.92	36ADIHA	.92
059-0148	.46	2021308	.67	3.6WFGHO	.92	36AFIHA	.92
059-0149	.46	2021313	.67	3.6WKGHO	.92	36AFKHA	.92
059-0150	.46	2021320	.67, 73	3000213	.88	36OBGNA3.15	.93
059-0151	.46	2022508	.68	3000403	.89	3AB	.23
059-0152	.46	2022513	.68	3000413	.88	3ABDA	.23
059-0153	.46	2022708	.68	3000493	.90	3AG	.23
059-0154	.46	2022713	.68	3000613	.89	3AG-DIN1	.31
059-0155	.46	2022813	.68	3000693	.90	3AG-DIN1-10	.31
1							
1000201	.80	2028204	.70	3000813	.89	3AG-KIT	.24
1000207	.80	2028220	.70	3001013	.88	3AGDA	.23
1000504	.80	2029220	.71	3001203	.89	3AGDA-KIT	.24
1000507	.80	2041220	.71	3001213	.88	4	
1000704	.81	2047708	.64	3001293	.90	400012	.32
1000707	.81	2047713	.64	3001413	.89	400014	.32
1000904	.81	2047720	.64, 72	3001493	.90	400016	.32
1000907	.81	2055804	.70	3001613	.89	400018	.32
1002704	.82	2055820	.71	3001813	.88	400020	.32
1002707	.82	2055920	.18	3001814	.88	400026	.34
1002804	.82	2061232	.74	3002003	.89	400028	.34
1002807	.82	2061532	.75	3002013	.88	400030	.34
1002808	.82	2061832	.76	3002014	.88	400032	.34
1002904	.82	2062232	.74	3002093	.90	400038	.32
1002907	.82	2062532	.75	3002213	.89	400040	.32
1038-ILFH	.40	2062832	.76	3002214	.89	400042	.32
12ABCNA3.15	.93	2063232	.74	3002293	.90	400044	.32
12ADFHA	.92	2063532	.75	3002413	.89	400046	.32
12AFFHA	.92	2063832	.76	3002413	.89	400048	.32
12AKGHA	.92	2066132	.77	3009813	.88	400050	.32
12BDGHA	.92	2067132	.77	3009913	.88	400052	.32
12BFGHA	.92	2068132	.77	3010013	.88	411101	.32
12OBCNA3.15	.93	2068152	.77	3010014	.88	411102	.32
1329F	.46	2071532	.78	3010113	.88	411104	.32
1451F	.43	2072532	.78	3010153	.90	411106	.32
170M1570	.64, 72	2073532	.78	3010213	.88	411108	.32
		2076132	.79	3010253	.90	411110	.32
		2076F	.47	3010313	.88	41NM	.25
				3010314	.88	420000	.35

Part Number Index

PART NUMBER	PAGE	PART NUMBER	PAGE	PART NUMBER	PAGE	PART NUMBER	PAGE
420001	35	441032	43	485304	49	7501664	92
420002	35	441040	43	485305	49	7501665	92
420004	35	441045	43	485306	49	7501666	92
420006	35	441050	43	485307	49	7AG	28
420008	35	442000	48	485308	49		
420010	35	442002	48	485309	49	8	
420012	35	442004	48	485310	49	8AG	28
420016	35	442006	48	485311	49		
420020	35	442008	48	485312	49	9	
420025	35	442010	48	485313	49	9005805	86
420032	35	442012	48	485320	49	9005909	86
420500	32	442015	48	485323	49	9008110	51
420501	32	442016	48	485324	49	9008210	51
420502	32	442020	48	498900	85	9009010	51
420504	32	442025	48			9009510	51
420506	32	442032	48	5		9103001	87
420508	32	442040	48	5005306	17		
420510	32	442050	48	5005406	17	A	
420512	32	442063	48	5007106	18	A100P	60
420516	32	442080	48	5007306	17	A30QS	57
420720	32	4515	40	5007406	17	A50QS	58
421001	43	480125	33	5007506	18	A70Q	60
421002	43	480125-I	33	5007606	16	A70QS	44,48,60
421004	43	480135	41	5007706	16	AUTO	84
421006	43	480135-I	41	5011806	44		
421008	43	480325	33	5012606	44	B	
421010	43	480325-I	33	5014206	48	BLA	83
421012	43	480335	41	5017906	39	BLF	36
421016	43	480335-I	41	5019106	50	BLN	36
421020	43	485001	33	5019420	50	BLS	34
421025	43	485003	33	5019906	39		
421032	43	485004	33	5021006	34	C	
421040	43	485005	33	5021526	40	CCK	87
421050	43	485006	33	5106304	40	CCL	87
422000	48	485007	33	5AG	30	CCMR	38
422002	48	485008	33			CNL	86
422004	48	485009	33	6		CNN	86
422006	48	485010	33	6003305	39	CNN/CNL HOLDER	87
422008	48	485011	33	6X32801	31		
422010	48	485012	33			D	
422012	48	485013	33			DA205	22
422015	48	485101	41			DA205-KIT	24
422016	48	485102	41				
422020	48	485103	41			E	
422025	48	485104	41			E1206	30
422032	48	485105	41			EC	20
422040	48	485106	41			ESD	10
422050	48	485107	41				
422063	48	485108	41			F	
422080	48	485109	41	7.2ABCNA3.15	93	FB20H	15
440000	35	485110	41	7.2ABCNA6.3	93	FB20HWH	15
440001	35	485111	41	7.2ABWNA3.15	93	FB32BHA	15
440002	35	485112	41	7.2ABWNA6.3	93	FB32BW	15
440004	35	485113	41	7.2ADFHA	92	FB32H	15
440006	35	485201	45	7.2AFFHA	92	FB32HWH	15
440008	35	485202	45	7.2BDGHA	92	FB32P	15
440010	35	485203	45	7.2BFGHA	92	FB32PWH	15
440012	35	485204	45	7.2OBCNA3.15	93	FE	19
440016	35	485205	45	7.2OBCNA6.3	93	FEE	19
440020	35	485206	45	7.2OBWNA3.15	93	FH-001AF	31
440025	35	485207	45	7.2OBWNA6.3	93		
440031	35	485208	45	7000140	25		
440032	35	485209	45	7008913	26		
440033	35	485210	45	7009463	29		
441000	43	485211	45	7012540	29		
441001	43	485212	45	7017240	30		
441002	43	485213	45	72.5AFKHA	92		
441004	43	485220	45	7501638	92		
441006	43	485223	45	7501639	92		
441008	43	485224	45	7501640	92		
441010	43	485226	45	7501642	92		
441012	43	485229	45	7501643	92		
441016	43	485230	45	7501644	92		
441020	43	485301	49	7501645	92		
441025	43	485302	49	7501646	92		
441031	43	485303	49	7501647	92		
				7501648	92		
				7501649	92		

COMPETITOR	FUSECO	PAGE
1		
100B	TCP	13
100B_C	TC	13
1026F	LC	34
10G	4200..	35
1329F	MD	46
2		
200B_C	TF	13
20B	NIT	11
20C	NS	10
215	MP205DA	22
217	M205	22
218	DA205	22
219	MP205	22
225	41NM	25
22G	4220..	48
257	AUTO	84
297	MINI	84
299	MAXI	84
3		
3057F	MF	50
312	3AG	23
313	3AGDA	23
314	3AB	23
315B_C	TKF	13
326	3ABDA	23
32B	TIA	11
3NA21	NH1F	62
3NA22	NH2F	63
3NA28	NH00F/NH000F	62
3NA33	NH3F	63
4		
400B_C	TMF	13
404B_C	TM	14
5		
504B_C	TTM	14
5SB2	1000504	80
5SB4	1000704	81
5SC4	1000904	81
5SD2	1000507	80
5SD4	1000707	81
5SD5	1000907	81
5SE2	1002804	82
6		
63B	TIS	11
7		
7006563	189020	29
7006565	189140	29
8		
804B_C	TLM	14
8AB	PL	28

COMPETITOR	FUSECO	PAGE
A		
A25X	L25S	57
A50P	L50S	43,58
A60X	L60S	59
A70P	L70S	44,59
A3T	JLLN	55
A4J	JLS	54
A6T	JLLS	55
AJT	JTD	54
AAO	TIS	11
ABC	3AB	23
AC	TBC	13
ACK	CCK	87
ACL	CCL	87
AG	SLC	39
AGC	31AG	23
AGW	7AG	28
AGX	8AG	28
ANL	CNL	86
ANN	CNN	86
ATC	AUTO	84
ATDR	CCMR	38
ATM	KLKD	37
ATMR	KLKR	37
ATQ	FLQ	37
ATQR	KLDR	38
B		
BAF	BLF	36
BAN	BLN	36
BAO	TIS	11
BBS	BLS	34
BC	TB	12
BSUR1	5007606	16
BSUR2	5005306	17
BSUR3	5005406	17
BSUR4	5007306	17
BSUR5	5007706	16
BSUR6	5007406	17
BSUR7	5007106	18
BSUR8	2055920	18
BSUR9	5007506	18
C		
C08G	4205..	32
C10G	4200..	35
C14G	4210..	43
C22G	4220..	48
C520	41NM	25
ACK	CCK	87
ACL	CCL	87
CD	TC	13
CEO	TCP	12
CH101	485101	41
CH103	485105	41
CH141	485201	45
CH143	485205	45
CH221	485301	49
CH223	485305	49
CMS221	485301	49
CT	5007706	16

COMPETITOR	FUSECO	PAGE
D		
D16	1000201	80
D27	1000504	80
D33	1000704	81
DD	TF	13
DEO	TFP	12
DIND003S	NH00-3DS	69
DIND013S	NH1-3DS	69
DIND023S	NH2-3DS	69
DIND033S	NH3-3DS	69
DMM	FLU	40
E		
ED	TKF	13
ED	TMF	13
EET	2055920	18
EFS	TKM	13
EF	TM	14
ES	MES	10
ET	5007306	17
F		
F06	NS	10
F21	NIT	11
FF	TTM	14
FG	TT	14
FM20H	RS20H	15
FM32BW	RS32BW	15
FM32H	RS32H	15
FM63H	RS63H	15
FMC101	485101	41
FMC103	485105	41
FMC141	485201	45
FNM	FLM	36
FNQ	FLQ	37
FNQ-R	KLDR	38
FRN-R	FLNR	42,53
FRS-R	FLSR	53
FSM	FLU	40
FWH	L50S	43,58
FWJ	A100P	60
FWP	L70S	44,59
FWX	L25S	57

Fuse Cross Reference Table

COMPETITOR	FUSECO	PAGE	COMPETITOR	FUSECO	PAGE	COMPETITOR	FUSECO	PAGE
G			M			S		
GDA	MP205	22	M09	TF	13	S11	TLM	14
GDB	M205	22	M14	TFP	12	S12	TLT	14
GDC	DA205	22	MAX	MAXI	84	S500	M205	22
GF	TLM	14	MDA	3ABDA	23	S501	MP205	22
GG	TLT	14	MDL	3AGDA	23	S504	DA205	22
GSA 125-250A	5005406	17	ME	2258F	47	S505	MP205DA	22
GSA 25-100A	5005306	17	MES	ESD/MES	10	S506	DA205	22
GSA 300-600A	5007106	18	MMT	5007506	18	S71002ABWS	SFH22BW	47
GSA 5-20A	5007606	16	MT	5007406	17	S71002AFWS	SFH22FW	47
GSB 100-250A	5007406	17	N			S71002BBW	SFH30BW	50
GSB 25-80A	5007306	17	N09	TKF	13	S71002BFW	SFH30FW	50
GSB 300-500A	5007506	18	N100B	TCP	12	SA2	NIT	11
GSB 5-20A	5007706	16	N100B_C	TC	13	SB3	TIA	11
GSG1000 16-55A	5007306	17	N11	TKM	13	SB4	TIS	11
GSG1000 170, 190A	5007406	17	N200B	TFP	12	SBS	BLS	34
GSG1000 175A	5007506	18	N200B_C	TF	13	SC	SLC	39
GSG1000 200-500A	5007506	18	N20B	NIT	11	SC20	FB20	15
GSG1000 75-160A	2055920	18	N20C	NS	10	SC32	FB32	15
GSGB 16-63A	5007306	17	N315B_C	TKF	13	SD5	TCP	12
GSGB 170, 190A	5007406	17	N315B5_C	TKM	13	SD6	TFP	12
GSGB 175, 200A	5007506	18	N32B	TIA	11	SE4	TB	12
GSGB 225, 250A	5007406	17	N400B_C	TMF	13	SF3/SF4	TBC	13
GSGB 300-800A	5007506	18	N404B_C	TM	14	SF5	TC	13
GSGB 235A	5007506	18	N40TB_C	TB	12	SF6	TF	13
GSGB 75A	2055920	18	N504B_C	TTM	14	SF7	TKF	13
GSGB 80A	5007306	17	N630B_C	TT	14	SF8	TMF	13
GSGB 85-160A	2055920	18	N63B_C	TIS	11	SG7	TKM	13
H			N63B_C	TBC	13	SH10	TLM	14
H07	TIA	11	N804B_C	TLM	14	SH8	TM	14
HSH22B/W	SFH22BW	47	N805B_C	TLT	14	SH9	TTM	14
HSH22F/W	SFH22FW	47	NHC00G	NH00F	62	SK	MD	46
HSH30B/W	SFH30BW	50	NHG00	NH00F	62	SN2	NS	10
HSH30F/W	SFH30FW	50	NHG1	NH1F	62	SP	MES	10
J			NHG2	NH2F	63	SSD	SS	10
JJN	JLLN	55	NHG3	NH3F	63	STD	LST	11
JJS	JLLS	55	NITD	NIT	11	SY10	TLT	14
JKS	JLS	54	NON	NLN	42,52	SY9	TT	14
K			NOS	NLS	52	T		
K07	TIS	11	NSD	NS	10	TDC180	PL	28
K08	TB	12	NVK	2258F	47	TR-R	FLNR	42,53
K09	TBC	13	NYK	3057F	50	TRM	FLM	36
KAB	L25S	57	NZ01	1002704	82	TRS-R	FLSR	53
KR85	2258F	47	NZ02	1002804	82	U		
L			NZ03	1002904	82	UK	1751F	46
L09	TC	13	O					
L14	TCP	12	OT	NLN	42,52			
LA30QS	A30QS	57	OTM	BLF/BLN	36			
LA50QS	A50QS	58	OTS	NLS	52			
LA70QS	A70QS	44,48,60	P					
LCT	5007606	16	P09	TMF	13			
LD	MD	46	P11	TM	14			
LET	5005306	17	PK	1451F	43			
LK	LC	34	R					
LK	1735F	46	R11	TTM	14			
LKC	LC	34	R12	TT	14			
LKC	MD	46	RHB	2258F	47			
LMMT	5007106	18	RHF	2258F	47			
LMT	5005406	17	RHLF	3057F	50			
LP-CC	CCMR	38						
LPJ-SP	JTD	54						
LR85	3057F	50						

IS CHOOSING THE RIGHT FUSE IMPORTANT? DOES IT REALLY MATTER WHAT FUSE I USE?

Choosing the right fuse for your application is vital. A fuse is a protective device so if it's not selected with care, the level of protection that your circuit will experience may be compromised. When your machine/circuit was designed, the designer carefully considered the level of protection that was required, so getting it wrong may have serious consequences. Also, please refer to 'What is a Utilisation Category?' in this section.

WHAT ARE FUSES USED FOR?

Fuses serve two main purposes:

1. To protect components and equipment from costly damage caused by overcurrents.
2. To isolate sub-systems from the main system once a fault has occurred.

Also, please refer to 'Can I replace a fuse with a circuit breaker?' in this section.

WHAT ARE OVERCURRENTS?

Overcurrents exist when the normal load for a circuit is exceeded and they can be either (1) overloads, or (2) short circuits. An overload is any current flowing within the normal circuit path that is higher than the circuit normal full load current. A short circuit is an overcurrent which greatly exceeds the normal full load current of the circuit. Also, as the name infers, a short circuit leaves the normal current carrying path of the circuit and takes a "short cut" around the load and back to the power source. Short circuits are also referred to as 'fault currents'. Components and equipment can be seriously damaged by both types of overcurrents. However if they are not immediately cut-off or limited, short circuits can have catastrophic consequences.

HOW DO I IDENTIFY & REPLACE A BLOWN FUSE?

In most cases, people contact Fuseco when they need to replace an existing fuse that has blown. In such cases, it is paramount that either the identical fuse or an exact equivalent is provided. Care must be taken to make sure that the fuse provided is of the same utilisation category and has the same electrical performance of the original. If you need assistance with this, I welcome you to contact us and we would be very happy to assist you. Also, we provide many types of cross-reference charts in this catalogue, on our website or in a wall chart format. These tools can help you identify equivalent fuse types.

HOW DO I SELECT A FUSE FOR A NEW APPLICATION?

During normal conditions, the fuse must carry the load current of the circuit without blowing and opening the circuit. However, when an overcurrent occurs, the fuse must interrupt the overcurrent and withstand the voltage across the fuse after arcing. It is important that designers take account of temporary conditions such as surges & spikes during fuse selection. To properly select a fuse the following items must be considered:

- Available short circuit current
- Voltage rating (AC or DC)
- Full load current
- Characteristics of components to be protected
- Any in-rush characteristics of the circuit (eg. Motor start-up)
- The available space
- The ambient conditions
- Any standards requirements
- Suitability to the proposed fuse holder (eg. Power loss)

IS THE VOLTAGE RATING IMPORTANT?

Yes, very important! The voltage rating of the selected fuse must be greater than or equal to the circuit voltage. Since fuses have such low resistance, the voltage rating becomes critical only when the fuse is trying to open. The fuse must be able to open quickly, extinguish the arc after the fuse element has melted and prevent the system open circuit voltage from re-striking across the open fuse element.

CAN I USE AN AC RATED FUSE IN A DC APPLICATION?

Direct currents are very difficult to stop or interrupt when compared to alternating currents. Alternating current sources reverse the flow of current many times a second (in some locations 100 times a second on 50 Hz systems). Each time the current reverses, it goes to zero in magnitude. A zero current is very easy for a melting fuse to stop or interrupt—it is already stopped, and there is no force trying to sustain an arc across the fuse element.

DC currents, as the name implies, are currents that travel in one direction only. They do not reverse. Fuses bear the entire burden (with no help from the current) of acting to stop these currents. The internal elements of a fuse must react to an over-current condition (usually by melting) and as they react, they must do so with enough capability to interrupt the current from flowing while extinguishing any arc that might form. DC fuses are relatively sophisticated devices that have many different internal elements that must work together.

There are fuses with equal AC and DC voltage ratings but in most cases, the DC voltage rating is significantly less than the AC voltage rating. If a fuse only has an AC voltage rating, it most probably was not designed for DC applications and hence has never been tested within a DC environment.

If you would like to ask if a specific AC rated fuse can be used in a DC environment, please call Fuseco.

IS THE CURRENT RATING IMPORTANT?

Yes, very important! Each fuse is marked with a nominal current rating. The current rating of the fuse must be higher than the circuit's normal operating current. As to how much greater, it depends on a number of factors, including what type of opening characteristic you desire. Contact Fuseco for more specific advice.

WHAT DOES HRC MEAN?

HRC means high rupturing capacity. Also known as high breaking capacity (HBC) or interrupting capacity. Usually ceramic and measured in kA.

IS THE BREAKING CAPACITY IMPORTANT?

Yes, very important! A fuse must be able to open the circuit during a short circuit without losing physical integrity. In other words, it should be able to exist under a maximum fault level load without physically cracking or disintegrating. The breaking capacity of a fuse is the maximum available current, at the rated voltage that the device can safely open without physically rupturing. The breaking capacity of the fuse must be greater than the potential fault (short circuit) current of the circuit.

The Breaking Capacity is also known as the 'Interrupting Rating'. It is expressed in amps (A) but breaking capacity values are often large numbers. For example, a breaking capacity of 120,000A is usually expressed as 120kA.

SHOULD I CARE ABOUT STANDARDS AND APPROVALS?

Yes, it's an important consideration. The IEC standards are followed by many European and Asian countries while the UL standards are followed by North America. Both of these standards have different ways of defining and measuring their criteria so UL and IEC rated fuses are not interchangeable. If you are replacing fuses, it is a good idea to replace with a fuse that complies to the same standard as the original fuse. If you are sourcing fuses to be used in exported equipment, make sure that the fuses comply with the destination country's required standards.

Fuse Information

WHAT IS A UTILISATION CATEGORY?

All fuses are designed to open a circuit to protect other valuable components from overcurrents. However, they are not all designed to do it in the same way! There are many different types of fuse performance options and selecting the correct performance for your application is vital. For this purpose, the IEC created 'Utilisation Categories' (please refer to the inside cover of the Fuse separator in this catalogue).

For example, fuses that are designed to protect sensitive semiconductor devices are designed to open very quickly and let through a minimum amount of energy during an overcurrent yet motor protection fuses are designed to withstand large in-rush currents in multiple start-up situations. Some fuses only protect against short circuits when others also protect against overloads. There are many differences. Choosing the wrong fuse could potentially cause serious damage by under-protecting or could cause excessive down time due to nuisance-blowing. Fuseco can assist you to make the right choice.

WHAT ARE THE MAIN FUSE GROUPS?

There are literally millions of different fuses that exist around the world, however most of them belong to one of the following groups:

1. Sub-miniature and SMD fuses
2. Miniature fuses
3. Cartridge fuses
4. British Standard fuses
5. DIN NH Blade fuses
6. Automotive & DC fuses
7. European Standard & Bottle Fuses
8. American Standard fuses
9. Medium Voltage fuses

WHAT IS THE I²t OF A FUSE?

The I²t value of a fuse is a measure of the energy which is required to open the fuse element and to interrupt the current. It is determined by factors such as the design of the fuse element, the type of filler, etc.

The I²t value is also a direct measure for the let-through energy which is exposed to the item being protected by the fuse in case of an overcurrent situation. It is a function of current squared and time, hence it is expressed in A²s (amps x amps x seconds).

WHAT IS A SEMICONDUCTOR FUSE?

Semiconductor fuses are fuses that have been specifically designed to protect semiconductor devices. They are often also referred to as solid state fuses, rectifier fuses or ultra-rapid fuses. Semiconductor devices are extremely sensitive to current fluctuations and require special protection. To perform this function, semiconductor fuses are able to open the circuit (blow) significantly quicker than other fuse types, and it is extremely important that they are replaced by direct equivalents when required. Semiconductor fuses belong to the utilisation categories aR, gR and gS.

HOW DO I CHOOSE THE RIGHT SEMICONDUCTOR FUSE?

Semiconductor fuses are not selected like other fuse types. The main selection criteria for a semiconductor fuse is its I²t value.... even more important than its current rating! This is because semiconductor devices are extremely sensitive to current fluctuations and the maximum amount of let-through energy that they are exposed to during an overcurrent needs to be accurately controlled. This is super-important when selecting fuse protection for semiconductor devices.

If you are replacing an existing fuse, make sure that the new selected fuse has an I²t value that within ±10% of the original fuse's I²t value. In this case, I²t values need to be compared at the same system voltage.

If you are selecting a semiconductor fuse for a new application, the I²t value of the selected fuse must be lower (or quicker) than the lowest I²t value of any of the components being protected. This ensures that the fuse opens before allowing any damaging let-through current to reach the components. In addition, refer to the question 'Can I enclose a semiconductor fuse in a fuse holder?' in this section.

CAN I ENCLOSE A SEMICONDUCTOR FUSE IN A FUSE HOLDER?

Semiconductor fuses run hotter than most fuses. In order to achieve a very accurate melting temperature, these fuses have been engineered with a high proportion of pure silver in their element and their body filling is high quality silica, which helps to draw heat away from the fuse element. Due to this fact, it is generally accepted that they should not be enclosed so as to ensure sufficient cooling of the fuses so they can operate as specified. Fuse cooling is very challenging if the fuse holder doesn't allow sufficient airflow around the fuse.

The 'power loss' value of a fuse is a measure of the heat emanating from the fuse under full load. It is used to determine how quickly the fuse dissipates its heat. This is also known as the 'heat loss', 'watts loss' or 'heat dissipation value'. Power loss is measured in Watts.

If any fuse is to be used in a fully enclosed holder, then the power loss rating of the fuse holder used must be greater than that of the fuse to ensure that there is sufficient dissipation of the heat around the fuse. In other words, the fuse holder's ability to tolerate heat must be higher than the heat the fuse produces. If this is not followed, the fuse holder may warp, melt or explode. Due to the fact that semiconductor fuses run much hotter than type gG or type aM fuses, extra care must be taken when choosing fuse holders for them.

CAN I REPLACE A SEMICONDUCTOR FUSE WITH A STANDARD gG FUSE?

Please don't! If you do, then in the event of an overcurrent, you run the risk of experiencing critical damage to the semiconductor devices in the circuit. In plain words, your expensive components will blow before your fuse does.

CAN I REPLACE A FUSE WITH A CIRCUIT BREAKER?

Circuit breakers have the advantage of being resettable and operationally cheaper and they have certainly taken over the downstream protective role where the potential fault currents are lower. So if you have a fuse in a downstream role, then in some cases, YES you can replace it with a circuit breaker.

However, due to their unique qualities, fuses are still required upstream in the critical role. They are, in essence, the 'gatekeepers' of the protection system. They are actually the most important protective device in the system. Fuses have three unique characteristics:

1. They are safe. Modern fuses have extremely high breaking capacities – can withstand very high fault currents without rupturing.
2. Properly applied, fuses prevent 'blackouts'. Only the fuse nearest the fault opens without upstream fuses (feeders or mains) being affected. Fuses can provide selective co-ordination.
3. Fuses provide optimum component protection by keeping fault currents to a low value... They are said to be current limiting.

So if you have a fuse in a critical upstream role. Then NO you cannot replace it with a circuit breaker.

We welcome you to contact the team at Fuseco to assist you with any questions or projects. Also, please explore our website www.fuseco.com.au as you will find plenty of useful information, tools and cross-reference charts.

In the past, industrial fuses were considered to have 'operation speeds' such as 'fast acting' or 'slow acting'. In recent years, these descriptions have been replaced with a new way of communicating the intended function of a fuse – the 'Utilisation Categories' (created by the IEC). Most fuses are marked with symbols denoting their particular application or characteristic. The symbols consist of two or three letters.

The first, lower-case letter indicates the breaking range of the fuse.

- "g" stands for **full-range breaking capacity** fuse-link, meaning that the fuse is capable of breaking all overcurrents from its minimum melting current up to its breaking capacity. These fuses can **protect from overloads and short circuits**. Full-range breaking capacity fuses can be used as sole protective devices.
- "a" stands for **partial-range breaking capacity** fuse link, meaning that the fuse is capable of only breaking high currents of a multiple of its rated current. Partial-range breaking capacity fuses are designed for **short-circuit protection only**, and are therefore used in combination with other devices providing protection against overcurrents. They are also frequently used for back-up protection of other switching devices having a lower breaking capacity (eg. contactors or circuit breakers).

The second, upper-case letter indicates the characteristic. These are related to the intended application. For example, 'G' relates to general applications (cable & line protection) and 'M' relates to motor circuits. Sometimes, this part can be expressed with two letters such as 'PV' (Photovoltaic protection) or 'Tr' (Transformer protection).

CURRENT UTILISATION CATEGORIES

- gG** Full range breaking capacity fuse for general application, mainly used for cable and line protection. Formerly known as gI, gII, gL, gT & gF.
- aM** Partial range breaking capacity fuse for the short circuit protection of motor circuits.
- gR** Full range breaking capacity fuse for the protection of semiconductor devices (quicker than gS).
- aR** Partial range breaking capacity fuse for the short circuit protection of semiconductor devices.
- gPV** Full range breaking capacity fuse for the protection of photovoltaic systems.
- gS** Full range breaking capacity fuse for the protection of semiconductor devices for increased line utilisation. Combines gR and gG performance. Semiconductor protection against short circuits via the gR characteristic combined with cable protection against overload via the gG characteristic. Formerly known as gRL & gGR.
- gB** Full range breaking capacity fuse for mining applications. Formerly known as gTF.
- gTr** Full range breaking capacity fuse for transformer protection, rated in transformer apparent power (kVA) instead of rated current (A).
- gM** Full range breaking capacity fuse for motor circuit protection, dual rated (widely used in the UK, Australia & South Africa).
- gN** North American general application fuse, mainly for cable and line protection.
- gD** North American general application time-delay fuse, mainly for motor circuit protection.

IDENTIFICATION OF MINIATURE FUSES

As there is no global standard requirement, most miniature electronic fuses do not have any identifiable markings that communicate their design function. However, most of the European brands have the following markings:


Markings	Function
FF	Very Fast Acting (Flink Flink)
F	Fast Acting (Flink)
M	Medium Acting (Mittelträge)
T	Slow Acting (Träge)
TT	Very Slow Acting (Träge Träge)

Clip-In Offset Tag

NS
500V
415V




Type gG for cable and line protection



FUSECO PART NUMBER	BUSSMANN PART NUMBER	MEM PART NUMBER	AMP	VOLTAGE	PACK SIZE
NS2	NSD 2	2SN2	2A	500V	20
NS4	NSD 4	4SN2	4A	500V	20
NS6	NSD 6	6SN2	6A	500V	20
NS8	NSD 8	8SN2	8A	500V	20
NS10	NSD 10	10SN2	10A	500V	20
NS16	NSD 16	16SN2	16A	500V	20
NS20	NSD 20	20SN2	20A	500V	20
NS25	NSD 25	25SN2	25A	500V	20
NS32	NSD 32	32SN2	32A	500V	20
NS10M16	-	-	10M16A	415V	10
NS16M20	-	-	16M20A	415V	10
NS20M25	NSD 20M25	20SN2M25	20M25A	500V	10
NS20M32	NSD 20M32	20SN2M32	20M32A	500V	10
NS25M32	-	-	25M32A	415V	10
NSD32M36	NSD32M36	-	32M36A	415V	10
NS32M40	NSD 32M40	32SN2M40	32M40A	500V	10
NS32M50	NSD 32M50	32SN2M50	32M50A	500V	10
NS32M63	NSD 32M63	32SN2M63	32M63A	500V	10

FUSE HOLDERS TO SUIT Refer to page 15


**ESD
MES**
500V
415V



ESD2	ESD 2	-	2A	550V	20
ESD4	ESD 4	-	4A	550V	20
ESD6	ESD 6	-	6A	550V	20
MES10	ESD 10	-	10A	415V	20
MES16	ESD 16	16SP	16A	415V	20
MES20	ESD 20	20SP	20A	415V	20
MES25	ESD 25	25SP	25A	415V	20
MES32	ESD 32	32SP	32A	415V	20
MES40	ESD 40	40SP	40A	415V	20
MES50	ESD 50	50SP	50A	415V	20
MES63	ESD 63	60SP	63A	415V	20
ESD63M80	ESD63M80	-	63M80A	415V	10
ESD63M100	ESD63M100	-	63M100A	415V	10

FUSE HOLDERS TO SUIT Refer to page 15


SS
240V



SS2	SSD 2	-	2A	240V	10
SS4	SSD 4	-	4A	240V	10
SS6	SSD 6	-	6A	240V	10
SS10	SSD 10	-	10A	240V	10
SS16	SSD 16	-	16A	240V	10
SS20	SSD 20	-	20A	240V	10
SS25	SSD 25	-	25A	240V	10
SS32	SSD 32	-	32A	240V	10

Bolt-In Offset Tag

LST 240V



Type gG for cable and line protection

FUSECO PART NUMBER	BUSSMANN PART NUMBER	MEM PART NUMBER	AMP	VOLTAGE	PACK SIZE
LST2	STD 2	2LS	2A	240V	10
LST4	STD 4	4LS	4A	240V	10
LST6	STD 6	6LS	6A	240V	10
LST10	STD 10	10LS	10A	240V	10
LST16	STD 16	16LS	16A	240V	10
LST20	STD 20	20LS	20A	240V	10
LST25	STD 25	25LS	25A	240V	10
LST32	STD 32	-	32A	240V	10


NIT 500V 415V



NIT2	NITD 2	2SA2	2A	500V	20
NIT4	NITD 4	4SA2	4A	500V	20
NIT6	NITD 6	6SA2	6A	500V	20
NIT10	NITD 10	10SA2	10A	500V	20
NIT16	NITD 16	16SA2	16A	500V	20
NIT20	NITD 20	20SA2	20A	500V	20
NIT25	NITD 25	25SA2	25A	500V	20
NIT32	NITD 32	32SA2	32A	500V	20
NIT20M25	NITD 20M25	20SA2M25	20M25A	500V	10
NIT20M32	NITD 20M32	20SA2M32	20M32A	500V	10
NIT32M40	-	32SA2M40	32M40A	500V	10
NIT32M50	-	32SA2M50	32M50A	500V	10
NIT32M63	-	32SA2M63	32M63A	500V	10

FUSE HOLDERS TO SUIT Refer to page 15

TIA TIS 500V 415V



TIA2	AAO 2	2SB3	2A	500V	10
TIA4	AAO 4	4SB3	4A	500V	10
TIA6	AAO 6	6SB3	6A	500V	10
TIA10	AAO 10	10SB3	10A	500V	10
TIA16	AAO 16	16SB3	16A	500V	10
TIA20	AAO 20	20SB3	20A	500V	10
TIA25	AAO 25	25SB3	25A	500V	10
TIA32	AAO 32	32SB3	32A	500V	10
TIA32M35L	-	-	32M35A	415V	10
TIA32M40	AAO 32M40	32SB3M40	32M40A	500V	10
TIA32M50	AAO 32M50	32SB3M50	32M50A	500V	10
TIA32M63	AAO 32M63	32SB3M63	32M63A	500V	10
TIS35	-	-	35A	500V	10
TIS40	BAO 40	40SB4	40A	500V	10
TIS50	BAO 50	50SB4	50A	500V	10
TIS63	BAO 63	63SB4	63A	500V	10
TIS80	OSD 80	80SO	80A	415V	10
TIS100	OSD 100	100SO	100A	415V	10
TIS63M80	BAO63M80	63SB4M80	63M80A	500V	10
TIS63M100	BAO63M100	63SB4M100	63M100A	500V	10
TIS100M125	OSD 100M125	100SOM125	100M125A	415V	10
OSD100M160	OSD 100M160	100SOM160	100M160A	415V	10

FUSE HOLDERS TO SUIT Refer to page 15

Bolt-In Offset Tag

TCP
TFP
500V
415V

FUSEMASTER



Type gG for cable and line protection

FUSECO PART NUMBER	BUSSMANN PART NUMBER	MEM PART NUMBER	AMP	VOLTAGE	PACK SIZE
TCP20	-	-	20A	415V	10
TCP25	-	-	25A	415V	5
TCP32	CEO 32	-	32A	415V	10
TCP40	CEO 40	-	40A	415V	10
TCP50	CEO 50	-	50A	500V	10
TCP63	CEO 63	-	63A	500V	10
TCP80	CEO 80	80SD5	80A	500V	10
TCP100	CEO 100	100SD5	100A	500V	10
TCP100M125	CEO 100M125	100SD5M125	100M125A	500V	5
TCP100M160	CEO 100M160	100SD5M160	100M160A	500V	5
TCP100M200	CEO 100M200	100SD5M200	100M200A	500V	5
TFP125	DEO 125	125SD6	125A	500V	5
TFP160	DEO 160	160SD6	160A	500V	5
TFP200	DEO 200	200SD6	200A	500V	5
TFP200M250	DEO 200M250	200SD6M250	200M250A	500V	1
TFP200M315	DEO 200M315	200SD6M315	200M315A	500V	1

FUSE HOLDERS TO SUIT **Refer to page 15**

Bolt-In Centre Tag

TB
415V

LAWSON
POWER SAFE SOLUTIONS



Type gG for cable and line protection

FUSECO PART NUMBER	BUSSMANN PART NUMBER	MEM PART NUMBER	AMP	VOLTAGE	PACK SIZE
TB2	AC 2	2SE3	2A	415V	10
TB4	AC 4	4SE3	4A	415V	10
TB6	AC 6	6SE3	6A	415V	10
TB10	AC 10	10SE3	10A	415V	10
TB16	AC 16	16SE3	16A	415V	10
TB20	AC 20	20SE3	20A	415V	10
TB25	AC 25	25SE3	25A	415V	10
TB32	AC 32	32SE3	32A	415V	10
TB35	-	-	35A	415V	10
TB40	BC 40	40SE4	40A	415V	10
TB50	BC 50	50SE4	50A	415V	10
TB63	BC 63	63SE4	63A	415V	10
TB63M80	BC 63M80	-	63M80A	415V	10
TB63M100	BC 63M100	-	63M100A	415V	10

Bolt-In Centre Tag

TBC
TC
TF
TKF
TMF
500V
415V



Type gG for cable and line protection

FUSECO PART NUMBER	BUSSMANN PART NUMBER	MEM PART NUMBER	AMP	VOLTAGE	PACK SIZE
TBC2	AD 2	2SF3	2A	415V	10
TBC4	AD 4	4SF3	4A	415V	10
TBC6	AD 6	6SF3	6A	415V	10
TBC10	AD 10	10SF3	10A	415V	10
TBC16	AD 16	16SF3	16A	415V	10
TBC20	AD 20	20SF3	20A	415V	10
TBC25	AD 25	25SF3	25A	415V	10
TBC32	AD 32	32SF3	32A	415V	10
TBC35	-	-	35A	415V	10
TBC40	BD 40	40SF4	40A	415V	10
TBC50	BD 50	50SF4	50A	500V	10
TBC63	BD 63	63SF4	63A	500V	10
TBC63M80	-	-	63M80A	500V	5
TBC63M100	-	-	63M100A	500V	5
TC80	CD 80	80SF5	80A	500V	10
TC100	CD 100	100SF5	100A	500V	10
TC100M125	CD 100M125	100SF5M125	100M125A	500V	5
TC100M160	CD 100M160	100SF5M160	100M160A	500V	5
TC100M200	CD 100M200	100SF5M200	100M200A	500V	5
TF125	DD 125	125SF6	125A	500V	3
TF160	DD 160	160SF6	160A	500V	3
TF200	DD 200	200SF6	200A	500V	3
TF200M250	DD 200M250	200SF6M250	200M250A	500V	1
TF200M315	DD 200M315	200SF6M315	200M315A	500V	1
TKF250	ED 250	250SF7	250A	500V	3
TKF315	ED 315	315SF7	315A	500V	3
TKF315M355	-	-	315M355A	500V	1
TKF315M400	ED 315M400	315SF7M400	315M400A	500V	1
TMF355	ED 355	355SF8	355A	500V	3
TMF400	ED 400	400SF8	400A	500V	3
TMF400M450	-	-	400M450A	500V	1
TMF400M500	ED 400M500	400SF8M500	400M500A	500V	1

FUSE HOLDERS TO SUIT Refer to page 15

TKM
415V




Type gG for cable and line protection

TKM125	EFS 125	-	125A	415V	1
TKM160	EFS 160	-	160A	415V	1
TKM200	EFS 200	-	200A	415V	1
TKM250	EFS 250	250SG7	250A	415V	1
TKM315	-	315SG7	315A	415V	1

FUSE HOLDERS TO SUIT Refer to page 15

Bolt-In Centre Tag

TM
TTM
TLM
TMT
TT
TLT
500V
415V




Centre Tag Dimensions (mm)		
PART NO.	FIXING CENTRE A	FIXING CENTRE B
TM	133	184
TTM	133	184
TLM	133	184
TMT	165	229
TT	165	229
TLT	165	229

Type gG for cable and line protection

FUSECO PART NUMBER	BUSSMANN PART NUMBER	MEM PART NUMBER	AMP	VOLTAGE	PACK SIZE
TM355	EF 355	355SH8	355A	500V	1
TM400	EF 400	400SH8	400A	500V	1
TM400M450	-	-	400M450A	500V	1
TM400M500	EF 400M500	-	400M500A	500V	1
TTM450	FF 450	450SH9	450A	500V	1
TTM500	FF 500	500SH9	500A	500V	1
TTM560	FF 560	560SH9	560A	500V	1
TTM630	FF 630	630SH9	630A	500V	1
TLM670	-	-	670A	415V	1
TLM710	GF 710	710SH10	710A	415V	1
TLM750	-	-	750A	415V	1
TLM800	GF 800	800SH10	800A	415V	1
TMT355	-	-	355A	415V	1
TMT400	-	-	400A	415V	1
TT450	FG 450	450SY9	450A	415V	1
TT500	FG 500	500SY9	500A	415V	1
TT560	FG 560	560SY9	560A	415V	1
TT630	FG 630	630SY9	630A	415V	1
TLT670	-	-	670A	415V	1
TLT710	GF 710	710SY10	710A	415V	1
TLT750	-	-	750A	415V	1
TLT800	GG 800	800SY10	800A	415V	1
TLT1000	-	-	1000A	550V	1
TLT1250	-	-	1250A	550V	1

TLU
TXU
415V
660V



Type gG for cable and line protection

TLU450	-	-	450A	415V	1
TLU500	-	-	500A	415V	1
TLU560	-	-	560A	415V	1
TLU630	-	-	630A	415V	1
TLU670	-	-	670A	415V	1
TLU710	GH 710	-	710A	415V	1
TLU750	-	-	750A	415V	1
TLU800	GH 800	-	800A	415V	1
TXU1000	-	-	1000A	660V	1
TXU1250	GH 1250	-	1250A	660V	1

Fuse Holders – DIN Rail and Panel Mount (for NS fuses)

FUSEMASTER



FB32H



FB32BW



FB32BHA



FB32P

PART NUMBER	VOLTAGE	AMP	TO SUIT FUSECO FUSE	GEC PART NUMBER	WIRING TYPE	PACK QTY	COLOUR
FB20H	550VAC	20A	NS	SC20H	Front Connect	10	BLACK
FB32H	550VAC	32A	NS	SC32H	Front Connect	10	BLACK
FB32BW	550VAC	32A	NS	SC32BW	Back Connect	10	BLACK
FB32BHA	550VAC	32A	NS	SC32BHA	Busbar Mount	5	BLACK
FB32P	550VAC	32A	NS	SC32P	Back Stud / Back Stud	5	BLACK
FB20HWH	550VAC	20A	NS	SC20HWH	Front Connect	10	WHITE
FB32HWH	550VAC	32A	NS	SC32HWH	Front Connect	10	WHITE
FB32PWH	550VAC	32A	NS	SC32PWH	Back Stud / Back Stud	5	WHITE
SC63H-D	415VAC	63A	ES	SC63H-D	Front Connect	10	BLACK

Redspot Fuse Holders

RS32H

S&C

RS32BW

RS32P

RS32PH



RS32H



RS32BW



RS32PH



RS32P


PART NUMBER	VOLTAGE	AMP RATING	TO SUIT FUSECO FUSE	TO SUIT BUSSMANN FUSE	WIRING TYPE	PACK QTY	COLOUR
RS20H	660VAC	20A	NIT	NITD	Front Wired	10	BLACK
RS20P	660VAC	20A	NIT	NITD	Back Wired/2 stud	10	BLACK
RS20PH	660VAC	20A	NIT	NITD	Front/Back Wired 1 stud	10	BLACK
RS20BW	660VAC	20A	NIT	NITD	Back Wired	10	BLACK
RS32H	660VAC	32A	TIA	AAO	Front Wired	10	BLACK
RS32P	660VAC	32A	TIA	AAO	Back Wired/2 stud	10	BLACK
RS32PH	660VAC	32A	TIA	AAO	Front/Back Wired 1 stud	10	BLACK
RS32BW	660VAC	32A	TIA	AAO	Back Wired	10	BLACK
RS63H	660VAC	63A	TIA/TIS	AAO/BAO	Front Wired	10	BLACK
RS63P	660VAC	63A	TIA/TIS	AAO/BAO	Back Wired/2 stud	10	BLACK
RS63PH	660VAC	63A	TIA/TIS	AAO/BAO	Front/Back Wired 1 stud	10	BLACK
RS63BW	660VAC	63A	TIA/TIS	AAO/BAO	Back Wired	10	BLACK
RS100H	660VAC	100A	TCP	CEO	Front Wired	5	BLACK
RS100P	660VAC	100A	TCP	CEO	Back Wired/2 stud	5	BLACK
RS100PH	660VAC	100A	TCP	CEO	Front/Back Wired 1 stud	5	BLACK
RS100BW	660VAC	100A	TCP	CEO	Back Wired	5	BLACK
RS200H	660VAC	200A	TBC/TC/TF	CD/DD	Front Wired	1	BLACK
RS200P	660VAC	200A	TBC/TC/TF	CD/DD	Back Wired/2 stud	1	BLACK
RS200PH	660VAC	200A	TBC/TC/TF	CD/DD	Front/Back Wired 1 stud	1	BLACK
RS400H	660VAC	400A	TKM/TM	EF/EF	Front Wired	1	BLACK
RS400P	660VAC	400A	TKM/TM	EF/EF	Back Wired/2 stud	1	BLACK
RS400PH	660VAC	400A	TKM/TM	EF/EF	Front/Back Wired 1 stud	1	BLACK
RS20HWH	660VAC	20A	NIT	NITD	Front Wired	10	WHITE
RS20PWH	660VAC	20A	NIT	NITD	Back Wired/2 stud	10	WHITE
RS32HWH	660VAC	32A	TIA	AAO	Front Wired	10	WHITE
RS32PWH	660VAC	32A	TIA	AAO	Back Wired/2 stud	10	WHITE
RS63HWH	660VAC	63A	TIA/TIS	AAO/BAO	Front Wired	10	WHITE
RS63PWH	660VAC	63A	TIA/TIS	AAO/BAO	Back Wired/2 stud	10	WHITE
RS100HWH	660VAC	100A	TCP	CEO	Front Wired	5	WHITE
RS100PWH	660VAC	100A	TCP	CEO	Back Wired/2 stud	5	WHITE
RSL63H	1200VAC	63A	HD36	HD36	Front Wired	20	WHITE

Type J

JHU
JPU
JSU
415VAC



Class gG for cable and line protection



PART NO.	AMP	PART NO.	AMP	PART NO.	AMP
JHU-20A	20A	JPU-20A	20A	JSU-20A	20A
JHU-32A	32A	JPU-32A	32A	JSU-32A	32A
JHU-40A	40A	JPU-40A	40A	JSU-40A	40A
JHU-50A	50A	JPU-50A	50A	JSU-50A	50A
JHU-63A	63A	JPU-63A	63A	JSU-63A	63A
JHU-80A	80A	JPU-80A	80A	JSU-80A	80A
JHU-100A	100A	JPU-100A	100A	JSU-100A	100A
JHU-125A	125A	JPU-125A	125A	JSU-125A	125A
JHU-160A	160A	JPU-160A	160A	JSU-160A	160A
JHU-200A	200A	JPU-200A	200A	JSU-200A	200A
JHU-250A	250A	JPU-250A	250A	JSU-250A	250A
JHU-315A	315A	JPU-315A	315A	JSU-315A	315A
		JPU-355A	355A	JSU-355A	355A
		JPU-400A	400A	JSU-400A	400A
		JPU-450A	450A	JSU-450A	450A
		JPU-500A	500A	JSU-500A	500A
		JPU-560A	560A	JSU-560A	560A
		JPU-630A	630A	JSU-630A	630A
				JSU-800A	800A

Type J Dimensions (mm)	
PART NO.	CENTRE A
JHU	76
JPU	82
JSU	92

Ultra Rapid – Single Body

5007606
240VAC
(aR)



Class aR for the protection of semiconductors

PART NO.	AMP
5007606-5	5A
5007606-6	6A
5007606-10	10A
5007606-12	12A
5007606-16	16A
5007606-20	20A

FUSE HOLDERS TO SUIT **Contact Fuseco**

5007706
690VAC
(aR)



Class aR for the protection of semiconductors

PART NO.	AMP
5007706-6	6A
5007706-10	10A
5007706-12	12A
5007706-16	16A
5007706-20	20A

FUSE HOLDERS TO SUIT **Contact Fuseco**

Ultra Rapid – Single Body

5005306

240VAC
(aR)



Class aR for the protection of semiconductors



PART NO.	AMP
5005306-7	7A
5005306-10	10A
5005306-12.5	12.5A
5005306-16	16A
5005306-20	20A
5005306-25	25A
5005306-32	32A
5005306-35	35A
5005306-40	40A

PART NO.	AMP
5005306-50	50A
5005306-63	63A
5005306-75	75A
5005306-80	80A
5005306-100	100A
5005306-110	110A
5005306-125	125A
5005306-160	160A
5005306-180	180A


FUSE HOLDERS TO SUIT **Refer to page 20**

5005406

240VAC
(aR)



Class aR for the protection of semiconductors



PART NO.	AMP
5005406-100	100A
5005406-125	125A
5005406-160	160A
5005406-180	180A
5005406-200	200A
5005406-225	225A
5005406-250	250A

PART NO.	AMP
5005406-270	270A
5005406-300	300A
5005406-315	315A
5005406-350	350A
5005406-355	355A
5005406-400	400A
5005406-450	450A

FUSE HOLDERS TO SUIT **Refer to page 20**

5007306

690VAC
(aR)



Class aR for the protection of semiconductors



PART NO.	AMP
5007306-8	8A
5007306-10	10A
5007306-16	16A
5007306-20	20A
5007306-25	25A
5007306-32	32A
5007306-35	35A
5007306-40	40A
5007306-45	45A

PART NO.	AMP
5007306-50	50A
5007306-56	56A
5007306-63	63A
5007306-71	71A
5007306-75	75A
5007306-80	80A
5007306-90	90A
5007306-100	100A
5007306-110	110A


FUSE HOLDERS TO SUIT **Refer to page 20**

5007406

690VAC
(aR)



Class aR for the protection of semiconductors



PART NO.	AMP
5007406-100	100A
5007406-125	125A
5007406-150	150A
5007406-160	160A
5007406-180	180A

PART NO.	AMP
5007406-200	200A
5007406-250	250A
5007406-275	275A
5007406-315	315A
5007406-355	355A

FUSE HOLDERS TO SUIT **Refer to page 20**


Ultra Rapid – Double Body

2055920

690VAC
square body
(aR)



Class aR for the protection of semiconductors



PART NO.	AMP	PART NO.	AMP
2055920-16	16A	2055920-100	100A
2055920-25	25A	2055920-110	110A
2055920-32	32A	2055920-125	125A
2055920-35	35A	2055920-140	140A
2055920-40	40A	2055920-150	150A
2055920-50	50A	2055920-160	160A
2055920-63	63A	2055920-180	180A
2055920-75	75A	2055920-200	200A
2055920-80	80A	2055920-250	250A
2055920-85	85A	2055920-315	315A
2055920-90	90A		

FUSE HOLDERS TO SUIT Refer to page 20

5007506

690VAC
(aR)



Class aR for the protection of semiconductors



PART NO.	AMP	PART NO.	AMP
5007506-180	180A	5007506-400	400A
5007506-200	200A	5007506-450	450A
5007506-225	225A	5007506-500	500A
5007506-250	250A	5007506-550	550A
5007506-280	280A	5007506-630	630A
5007506-315	315A	5007506-710	710A
5007506-355	355A		

FUSE HOLDERS TO SUIT Refer to page 20

5007106

240VAC
(aR)



Class aR for the protection of semiconductors



PART NO.	AMP	PART NO.	AMP
5007106-200	200A	5007106-500	500A
5007106-300	300A	5007106-630	630A
5007106-350	350A	5007106-710	710A
5007106-400	400A	5007106-800	800A
5007106-450	450A	5007106-900	900A
5007106-500	500A		

FUSE HOLDERS TO SUIT Refer to page 20

F Series

FE

690VAC
(aR)

Bussmann



Class aR for the protection of semiconductors

PART NO.	AMP
FE35	35A
FE40	40A
FE45	45A
FE50	50A
FE63	63A

PART NO.	AMP
FE71	71A
FE80	80A
FE90	90A
FE100	100A

FUSE HOLDERS TO SUIT **Refer to page 20**

FM

690VAC
(aR)

Bussmann



Class aR for the protection of semiconductors

PART NO.	AMP
FM180	180A
FM200	200A
FM225	225A
FM250	250A


PART NO.	AMP
FM280	280A
FM315	315A
FM350	350A

FUSE HOLDERS TO SUIT **Refer to page 20**

FEE

690VAC
(aR)

Bussmann



Class aR for the protection of semiconductors

PART NO.	AMP
FEE100	100A
FEE120	120A
FEE140	140A


PART NO.	AMP
FEE160	160A
FEE180	180A
FEE200	200A

FUSE HOLDERS TO SUIT **Refer to page 20**

FMM

690VAC
(aR)

Bussmann



Class aR for the protection of semiconductors


PART NO.	AMP
FMM400	400A
FMM450	450A
FMM500	500A

PART NO.	AMP
FMM550	550A
FMM630	630A
FMM700	700A

FUSE HOLDERS TO SUIT **Refer to page 20**

Trip Indicators

GSL



'GSL' trip indicator

PART NO.	VOLTAGE	LENGTH A (mm)
GSL2000	1300V	121

TI



'TI' Trip indicator

PART NO.	VOLTAGE	LENGTH A (mm)
TI250	250V	37.6mm
TI500	500V	47.5mm
TI600	600V	55.7mm
TI700	700V	61.8mm

Trip Indicator Kit

EC / MC



'TI' trip indicator with 2 clips

PART NO.	VOLTAGE	TO SUIT FUSES
EC-250	250V	5005306
MC-250	250V	5005406, 5007106
EC-600	600V	5007306, FE, FEE
MC-600	600V	5007406, 5007506, FM, FMM
MC-700	700V	5007406, 5007506, FM, FMM

Fuse Base

LSCR

1000VAC
modular fuse bases



Fuse holders to suit bolt in fuses

PART NO.	AMP RATING
LSCR001	400A
LSCR002	800A

LSCR001 - Suited to 5005306, 5005406 (up to 400A), 5007306, FE, 5007406, FM, 2055920, FEE, 25SH.

LSCR002 - Suited to 5005406, 5007406, FM, 5007506, FMM, 5007106.

Ultra Rapid - Kyosan

25SH
240VAC
ultra rapid



Semiconductor device protection

PART NO.	AMP	PART NO.	AMP
25SH40	40A	25SH140	140A
25SH50	50A	25SH150	150A
25SH60	60A	25SH160	160A
25SH75	75A	25SH180	180A
25SH85	85A	25SH200	200A
25SH100	100A	25SH215	215A
25SH110	110A	25SH230	230A
25SH125	125A	25SH260	260A

Please note that there are many styles of KYOSAN fuses, usually found in Japanese made equipment. Please contact Fuseco for information on other styles.

Traction Fuses

HD36
1200VAC/750VDC



Fast Acting for traction applications

PART NO.	AMP	PART NO.	AMP
HD36-1	1A	HD36-15	15A
HD36-2	2A	HD36-20	20A
HD36-4	4A	HD36-25	25A
HD36-6	6A	HD36-30	30A
HD36-10	10A		

FUSE HOLDERS TO SUIT **Refer to page 15 (RSL63H)**

NATO Tagged Fuses

440VAC



Fast acting for NATO applications


PART NO.	AMP	A (mm)	PART NO.	AMP	A (mm)
059-0114	500mA	45	059-0122	10A	56
059-0115	1A	45	059-0123	15A	56
059-0116	2A	45	059-0124	20A	56
059-0117	3A	45	012-0067	40A	56
059-0118	5A	45	011-9127	50A	56
059-0119	7A	45	012-0141	60A	56
059-0120	10A	45	059-0127	60A	70
059-0121	15A	45	059-0129	100A	70
011-9679	20A	45	011-9128	125A	70
012-0140	30A	45			

FUSE HOLDERS TO SUIT **Contact Fuseco**

Australux 5 x 20mm

M205

250VAC
fast, glass



"Australux"

Fast acting for general applications

PART NO.	AMP RATING	PART NO.	AMP RATING
M205-100MA	100mA	M205-1.6A	1.6A
M205-125MA	125mA	M205-2A	2A
M205-160MA	160mA	M205-2.5A	2.5A
M205-200MA	200mA	M205-3.15A	3.15A
M205-250MA	250mA	M205-4A	4A
M205-315MA	315mA	M205-5A	5A
M205-400MA	400mA	M205-6.3A	6.3A
M205-500MA	500mA	M205-8A	8A
M205-630MA	630mA	M205-10A	10A
M205-800MA	800mA	M205-15A	15A
M205-1A	1A	M205-20A	20A
M205-1.25A	1.25A		

DA205

250VAC
slow, glass




"Australux"

Delayed action performance

PART NO.	AMP RATING	PART NO.	AMP RATING
DA205-100MA	100mA	DA205-1.25A	1.25A
DA205-125MA	125mA	DA205-1.6A	1.6A
DA205-160MA	160mA	DA205-2A	2A
DA205-200MA	200mA	DA205-2.5A	2.5A
DA205-250MA	250mA	DA205-3.15A	3.15A
DA205-315MA	315mA	DA205-4A	4A
DA205-400MA	400mA	DA205-5A	5A
DA205-500MA	500mA	DA205-6.3A	6.3A
DA205-630MA	630mA	DA205-8A	8A
DA205-800MA	800mA	DA205-10A	10A
DA205-1A	1A	DA205-15A	15A

MP205

250VAC
fast, ceramic




"Australux"

Fast acting for general applications

PART NO.	AMP	PART NO.	AMP
MP205-250MA	250mA	MP205-2A	2A
MP205-315MA	315mA	MP205-2.5A	2.5A
MP205-400MA	400mA	MP205-3.15A	3.15A
MP205-500MA	500mA	MP205-4A	4A
MP205-630MA	630mA	MP205-5A	5A
MP205-800MA	800mA	MP205-6.3A	6.3A
MP205-1A	1A	MP205-8A	8A
MP205-1.25A	1.25A	MP205-10A	10A
MP205-1.6A	1.6A	MP205-15A	15A

MP205DA

250VAC
slow, ceramic



"Australux"

Delayed action performance

PART NO.	AMP	PART NO.	AMP
MP205DA-200MA	200mA	MP205DA-2A	2A
MP205DA-250MA	250mA	MP205DA-2.5A	2.5A
MP205DA-315MA	315mA	MP205DA-3.15A	3.15
MP205DA-400MA	400mA	MP205DA-4A	4A
MP205DA-500MA	500mA	MP205DA-5A	5A
MP205DA-630MA	630mA	MP205DA-6.3A	6.3A
MP205DA-800MA	800mA	MP205DA-8A	8A
MP205DA-1A	1A	MP205DA-10A	10A
MP205DA-1.25A	1.25A	MP205DA-15A	15A
MP205DA-1.6A	1.6A		


FUSE HOLDERS TO SUIT
Refer to pages 30, 31

Australux 6.3 x 32mm

3AG

"Australux"

250VAC
fast, glass



Fast acting for general applications

PART NO.	AMP	PART NO.	AMP	PART NO.	AMP
3AG-100MA	100mA	3AG-1A	1A	3AG-7.5A	7.5A
3AG-125MA	125mA	3AG-1.25A	1.25A	3AG-8A	8A
3AG-150MA	150mA	3AG-1.5A	1.5A	3AG-10A	10A
3AG-200MA	200mA	3AG-2A	2A	3AG-12A	12A
3AG-250MA	250mA	3AG-2.5A	2.5A	3AG-15A	15A
3AG-300MA	300mA	3AG-3A	3A	3AG-20A	20A
3AG-375MA	375mA	3AG-4A	4A	3AG-25A*	25A
3AG-500MA	500mA	3AG-5A	5A	3AG-30A*	30A
3AG-600MA	600mA	3AG-6A	6A	3AG-35A*	35A
3AG-750MA	750mA	3AG-7A	7A		

* Ceramic body

3AGDA

"Australux"

250VAC
slow, glass



Delayed action performance

PART NO.	AMP	PART NO.	AMP	PART NO.	AMP
3AGDA-200MA	200mA	3AGDA-1A	1A	3AGDA-5A	5A
3AGDA-250MA	250mA	3AGDA-1.25A	1.25A	3AGDA-6A	6A
3AGDA-300MA	300mA	3AGDA-1.5A	1.5A	3AGDA-6.3A	6.3A
3AGDA-315MA	315mA	3AGDA-1.6A	1.6A	3AGDA-7A	7A
3AGDA-400MA	400mA	3AGDA-2A	2A	3AGDA-8A	8A
3AGDA-500MA	500mA	3AGDA-2.5A	2.5A	3AGDA-10A	10A
3AGDA-600MA	600mA	3AGDA-3A	3A	3AGDA-12A	12A
3AGDA-630MA	630mA	3AGDA-3.15A	3.15A	3AGDA-15A	15A
3AGDA-750MA	750mA	3AGDA-3.5A	3.5A		
3AGDA-800MA	800mA	3AGDA-4A	4A		

3AB

"Australux"

250VAC
fast, ceramic



Fast acting for general applications

PART NO.	AMP	PART NO.	AMP	PART NO.	AMP
3AB-300MA	300mA	3AB-1A	1A	3AB-6A	6
3AB-315MA	315mA	3AB-1.25A	1.25A	3AB-7A	7A
3AB-350MA	350mA	3AB-1.5A	1.5A	3AB-8A	8A
3AB-375MA	375mA	3AB-1.6A	1.6A	3AB-10A	10A
3AB-400MA	400mA	3AB-2A	2A	3AB-12A	12A
3AB-500MA	500mA	3AB-2.5A	2.5A	3AB-15A	15A
3AB-600MA	600mA	3AB-3A	3A	3AB-20A	20A
3AB-630MA	630mA	3AB-3.5A	3.5A	3AB-25A	25A
3AB-750MA	750mA	3AB-4A	4A	3AB-30A	30A
3AB-800MA	800mA	3AB-5A	5A		

3ABDA

"Australux"

250VAC
slow, ceramic



Delayed action performance

PART NO.	AMP	PART NO.	AMP	PART NO.	AMP
3ABDA-500MA	500mA	3ABDA-1.6A	1.6A	3ABDA-8A	8A
3ABDA-600MA	600mA	3ABDA-2A	2A	3ABDA-10A	10A
3ABDA-630MA	630mA	3ABDA-2.5A	2.5A	3ABDA-12A	12A
3ABDA-700MA	700mA	3ABDA-3A	3A	3ABDA-15A	15A
3ABDA-750MA	750mA	3ABDA-3A	3A	3ABDA-20A	20A
3ABDA-800MA	800mA	3ABDA-3.15A	3.15A	3ABDA-25A	25A
3ABDA-1A	1A	3ABDA-4A	4A	3ABDA-30A	30A
3ABDA-1.2A	1.2A	3ABDA-5A	5A		
3ABDA-1.25A	1.25A	3ABDA-6A	6A		
3ABDA-1.5A	1.5A	3ABDA-7A	7A		

FUSE HOLDERS TO SUIT
Refer to pages 30, 31

Australux Fuse Kits

"Australux"



5 x 20mm fast acting glass fuses

VOLTAGE	250VAC
PACKAGING	180 fuses in total 10 of each rating in 18 compartments

PART NO.	FUSE RATINGS INCLUDED:
M205-KIT	100mA 160mA 250mA 315mA 500mA 630mA 800mA 1A 1.6A 2A 2.5A 3.15A 4A 5A 6.3A 8A 10A 15A

5 x 20mm slow acting glass fuses

VOLTAGE	250VAC
PACKAGING	180 fuses in total 10 of each rating in 18 compartments

PART NO.	FUSE RATINGS INCLUDED:
DA205-KIT	100mA 125mA 160mA 250mA 315mA 400mA 500mA 630mA 800mA 1A 1.6A 2A 2.5A 3.15A 4A 5A 6.3A 8A

6.3 x 32mm fast acting glass fuses

VOLTAGE	250VAC
PACKAGING	180 fuses in total 10 of each rating in 18 compartments

PART NO.	FUSE RATINGS INCLUDED:
3AG-KIT	100mA 150mA 250mA 375mA 500mA 750mA 1A 1.5A 2A 2.5A 3A 4A 5A 6A 7.5A 10A 15A 20A

6.3 x 32mm slow acting glass fuses

VOLTAGE	250VAC
PACKAGING	180 fuses in total 10 of each rating in 18 compartments

PART NO.	FUSE RATINGS INCLUDED:
3AGDA-KIT	200mA 250mA 375mA 500mA 750mA 800mA 1A 1.5A 2A 3.15A 4A 5A 6.3A 7A 8A 10A 12A 15A

Your selection of fuses

VOLTAGE	250VAC
PACKAGING	180 fuses in total 10 of each rating in 18 compartments

PART NO.	FUSE RATINGS INCLUDED:
M205 / 3AG-KIT	M205 fuses 250mA 500mA 1A 2A 3.15A 5A 6.3A 10A 15A
	3AG fuses 250mA 375mA 500mA 1A 2A 5A 7.5A 10A 15A

Australux Fuse Box

"Australux"



A selection of 3AG and M205 fast acting glass fuses

VOLTAGE	250VAC
PACKAGING	600 fuses in total

PART NO.	DESCRIPTION
FUSEBOX-001	A popular storage option that doesn't take up a lot of space! Can be placed on a shelf or counter, screwed into a panel or hung.
	20 trays containing the most common 3AG & M205 fuses. 30 fuses per tray = a total of 600 fuses.


FUSES INCLUDED:
M205 500mA 1A 1.6A 2A 2.5A 3.15A 4A 5A 6.3A 10A
3AG 500mA 1A 2A 3A 4A 5A 7.5A 10A 15A 20A

4.5 x 15mm

41NM
250VAC
fast, glass



Fast acting for general applications. Also known as '2AG' within the USA.




PART NO.	AMP	PART NO.	AMP
41NM-100MA	100	41NM-1.6A	1.6A
41NM-125MA	125	41NM-2A	2A
41NM-250MA	250	41NM-2.5A	2.5A
41NM-300MA	300	41NM-3A	3A
41NM-315MA	315	41NM-3.15A	3.15A
41NM-350MA	350	41NM-3.5A	3.5A
41NM-375MA	375	41NM-4A	4A
41NM-400MA	400	41NM-5A	5A
41NM-500MA	500	41NM-6A	6A
41NM-600MA	600	41NM-6.3A	6.3A
41NM-630MA	630	41NM-7A	7A
41NM-750MA	750	41NM-8A	8A
41NM-800MA	800	41NM-9A	9A
41NM-1A	1A	41NM-10A	10A
41NM-1.2A	1.2A	41NM-12A	12A
41NM-1.25A	1.25A	41NM-15A	15A
41NM-1.5A	1.5A		

5 x 20mm

7000140
250VAC
ultra rapid (aR)



Class aR for the protection of semiconductors



PART NO.	AMP	PART NO.	AMP
7000140-100MA	100mA	7000140-1.6A	1.6A
7000140-125MA	125mA	7000140-2A	2A
7000140-160MA	160mA	7000140-2.5A	2.5A
7000140-200MA	200mA	7000140-3.15A	3.15A
7000140-250MA	250mA	7000140-4A	4A
7000140-315MA	315mA	7000140-5A	5A
7000140-400MA	400mA	7000140-6.3A	6.3A
7000140-500MA	500mA	7000140-8A	8A
7000140-630MA	630mA	7000140-10A	10A
7000140-800MA	800mA	7000140-12.5A	12.5A
7000140-1A	1A		

5 x 25mm

171525



250VAC
fast, glass




Fast acting for general applications

PART NO.	AMP	PART NO.	AMP	PART NO.	AMP
171525-32MA	32mA	171525-315MA	315mA	171525-2A	2A
171525-50MA	50mA	171525-400MA	400mA	171525-2.5A	2.5A
171525-63MA	63mA	171525-500MA	500mA	171525-3.15A	3.15A
171525-80MA	80mA	171525-630MA	630mA	171525-4A	4A
171525-100MA	100mA	171525-800MA	800mA	171525-5A	5A
171525-125MA	125mA	171525-1A	1A	171525-6.3A	6.3A
171525-160MA	160mA	171525-1.25A	1.25A	171525-8A	8A
171525-200MA	200mA	171525-1.6A	1.6A	171525-10A	10A
171525-250MA	250mA				

171526



250VAC
fast, ceramic



Fast acting with indicator

PART NO.	AMP	COLOUR	PART NO.	AMP	COLOUR
171526-1.6A	1.6A	ORANGE	171526-5A	5A	WHITE
171526-2A	2A	BLUE	171526-6.3A	6.3A	GREEN
171526-2.5A	2.5A	YELLOW	171526-8A	8A	GREY
171526-3.15A	3.15A	BLACK	171526-10A	10A	RED
171526-4A	4A	BROWN			

172526



250VAC
medium time delay
ceramic



Medium time delay with indicator

PART NO.	AMP	COLOUR	PART NO.	AMP	COLOUR
172526-50MA	50mA	WHITE	172526-800MA	800mA	GREY
172526-63MA	63mA	GREEN	172526-1A	1A	RED
172526-80MA	80mA	GREY	172526-1.25A	1.25A	LILAC
172526-100MA	100mA	RED	172526-1.6A	1.6A	ORANGE
172526-125MA	125mA	LILAC	172526-2A	2A	BLUE
172526-160MA	160mA	ORANGE	172526-2.5A	2.5A	YELLOW
172526-200MA	200mA	BLUE	172526-3.15A	3.15A	BLACK
172526-250MA	250mA	YELLOW	172526-4A	4A	BROWN
172526-315MA	315mA	BLACK	172526-5A	5A	WHITE
172526-400MA	400mA	BROWN	172526-6.3A	6.3A	GREEN
172526-500MA	500mA	WHITE	172526-8A	8A	GREY
172526-630MA	630mA	GREEN	172526-10A	10A	RED

7008913



450VAC
fast, ceramic



Fast acting with indicator. Lloyds approved.

PART NO.	AMP	COLOUR	PART NO.	AMP	COLOUR
7008913-250MA	250mA	YELLOW	7008913-2A	2A	BLUE
7008913-315MA	315mA	BLACK	7008913-2.5A	2.5A	YELLOW
7008913-400MA	400mA	BROWN	7008913-3.15A	3.15A	BLACK
7008913-500MA	500mA	WHITE	7008913-4A	4A	BROWN
7008913-800MA	800mA	GREY	7008913-5A	5A	WHITE
7008913-1A	1A	RED	7008913-6.3A	6.3A	GREEN
7008913-1.25A	1.25A	LILAC	7008913-8A	8A	GREY
7008913-1.6A	1.6A	ORANGE	7008913-10A	10A	RED

FUSE HOLDERS TO SUIT Refer to pages 30, 31

5 x 30mm

172530



500VAC

medium time delay
glass

Transparent (32mA-800mA)
Sand Filled (1A-10A)



Medium time delay performance

PART NO.	AMP
172530-32MA	32mA
172530-50MA	50mA
172530-63MA	63mA
172530-80MA	80mA
172530-100MA	100mA
172530-125MA	125mA
172530-160MA	160mA
172530-200MA	200mA
172530-250MA	250mA
172530-315MA	315mA
172530-400MA	400mA
172530-500MA	500mA
172530-630MA	630mA

PART NO.	AMP
172530-800MA	800mA
172530-1A	1A
172530-1.25A	1.25A
172530-1.6A	1.6A
172530-2A	2A
172530-2.5A	2.5A
172530-3.15A	3.15A
172530-4A	4A
172530-5A	5A
172530-6.3A	6.3A
172530-8A	8A
172530-10A	10A

171530



500VAC

fast, glass

Transparent (32mA-800mA)
Sand Filled (1A-10A)



Fast acting for general applications

PART NO.	AMP
171530-32MA	32mA
171530-50MA	50mA
171530-63MA	63mA
171530-80MA	80mA
171530-100MA	100mA
171530-125MA	125mA
171530-160MA	160mA
171530-200MA	200mA
171530-250MA	250mA
171530-315MA	315mA
171530-400MA	400mA
171530-500MA	500mA
171530-630MA	630mA

PART NO.	AMP
171530-800MA	800mA
171530-1A	1A
171530-1.25A	1.25A
171530-1.6A	1.6A
171530-2A	2A
171530-2.5A	2.5A
171530-3.15A	3.15A
171530-4A	4A
171530-5A	5A
171530-6.3A	6.3A
171530-8A	8A
171530-10A	10A

6.3 x 22mm


7AG

"Australux"

Fast acting for general applications. Also known as '2AG' outside the USA.

32 / 125VAC

fast, glass



PART NO.	AMP	VOLTAGE
7AG-100MA	100mA	125V
7AG-250MA	250mA	125V
7AG-500MA	500mA	125V
7AG-1A	1A	125V
7AG-1.5A	1.5A	125V
7AG-2A	2A	125V
7AG-3A	3A	125V
7AG-5A	5A	125V

PART NO.	AMP	VOLTAGE
7AG-7.5A	7.5A	32V
7AG-10A	10A	32V
7AG-15A	15A	32V
7AG-20A	20A	32V
7AG-25A	25A	32V
7AG-30A	30A	32V
7AG-35A	35A	32V

6.3 x 25.4mm

8AG

"Australux"

Fast acting for general applications

125 / 250VAC

fast, glass



PART NO.	AMP	VOLTAGE
8AG-100MA	100mA	250V
8AG-250MA	250mA	250V
8AG-500MA	500mA	250V
8AG-1A	1A	250V
8AG-1.5A	1.5A	250V
8AG-2A	2A	250V
8AG-2.5A	2.5A	250V
8AG-3A	3A	250V
8AG-4A	4A	250V
8AG-5A	5A	250V

PART NO.	AMP	VOLTAGE
8AG-7.5A	7.5A	125V
8AG-8A	8A	125V
8AG-10A	10A	125V
8AG-15A	15A	125V
8AG-20A	20A	125V
8AG-25A	25A	125V
8AG-30A	30A	125V
8AG-35A	35A	125V

PL

LAWSON

Fast acting for general applications. Known as 'Plug Fuse' for protection applications in the UK. BS1362 approval.

240VAC

fast, ceramic



PART NO.	AMP
PL-1A	1A
PL-2A	2A
PL-3A	3A
PL-5A	5A

PART NO.	AMP
PL-7A	7A
PL-10A	10A
PL-13A	13A

TDC600

600VAC

fast, ceramic



Bussmann

Fast acting for general applications. BS1362 approval.

PART NO.	AMP
TDC600-2A	2A
TDC600-10A	10A


6.3 x 32mm Ceramic

189020



500VAC*
fast

Fast acting for general applications. Also known as 7006563 Series




PART NO.	AMP	* VOLTAGE	PART NO.	AMP	* VOLTAGE
189020-160MA	160mA	500V	189020-2.5A	2.5A	500V
189020-200MA	200mA	500V	189020-3.15A	3.15A	500V
189020-250MA	250mA	500V	189020-4A	4A	500V
189020-315MA	315mA	500V	189020-5A	5A	500V
189020-400MA	400mA	500V	189020-6.3A	6.3A	500V
189020-500MA	500mA	500V	189020-8A	8A	500V
189020-630MA	630mA	500V	189020-10A	10A	500V
189020-800MA	800mA	500V	189020-12.5A	12.5A	500V
189020-1A	1A	500V	189020-16A	16A	500V
189020-1.25A	1.25A	500V	189020-20A	20A	440V
189020-1.6A	1.6A	500V	189020-25A	25A	440V
189020-2A	2A	500V			

189140



500VAC*
slow

Delayed action performance. Also known as 7006565 Series



PART NO.	AMP	* VOLTAGE	PART NO.	AMP	* VOLTAGE
189140-100MA	100mA	500V	189140-2A	2A	500V
189140-125MA	125mA	500V	189140-2.5A	2.5A	500V
189140-160MA	160mA	500V	189140-3.15A	3.15A	500V
189140-200MA	200mA	500V	189140-4A	4A	500V
189140-250MA	250mA	500V	189140-5A	5A	500V
189140-315MA	315mA	500V	189140-6.3A	6.3A	500V
189140-400MA	400mA	500V	189140-8A	8A	500V
189140-500MA	500mA	500V	189140-10A	10A	500V
189140-630MA	630mA	500V	189140-12.5A	12.5A	500V
189140-800MA	800mA	500V	189140-16A	16A	500V
189140-1A	1A	500V	189140-20A	20A	440V
189140-1.25A	1.25A	500V	189140-25A	25A	440V
189140-1.6A	1.6A	500V	189140-32A	32A	250V

7009463



600VAC
fast

Fast acting for general applications



PART NO.	AMP	PART NO.	AMP
7009463-200MA	200mA	7009463-2.5A	2.5A
7009463-400MA	400mA	7009463-3A	3A
7009463-500MA	500mA	7009463-5A	5A
7009463-800MA	800mA	7009463-7A	7A
7009463-1A	1A	7009463-10A	10A
7009463-2A	2A		

7012540



500 / 700VAC
ultra rapid (aR)

Class aR for the protection of semiconductors




PART NO.	AMP	VOLTAGE	PART NO.	AMP	VOLTAGE
7012540-160MA	160mA	700V	7012540-2A	2A	700V
7012540-200MA	200mA	700V	7012540-2.5A	2.5A	600V
7012540-250MA	250mA	700V	7012540-3.15A	3.15A	600V
7012540-315MA	315mA	700V	7012540-4A	4A	600V
7012540-400MA	400mA	700V	7012540-5A	5A	600V
7012540-500MA	500mA	700V	7012540-6.3A	6.3A	600V
7012540-630MA	630mA	700V	7012540-8A	8A	600V
7012540-800MA	800mA	700V	7012540-10A	10A	600V
7012540-1A	1A	700V	7012540-12.5A	12.5A	500V
7012540-1.25A	1.25A	700V	7012540-16A	16A	500V
7012540-1.6A	1.6A	700V	7012540-20A	20A	500V

6.3 x 32mm

7017240



1000VAC/DC
ultra rapid (aR)



Class aR for Digital Measuring Instruments

PART NO.	AMP
7017240-100MA	100mA
7017240-200MA	200mA
7017240-250MA	250mA
7017240-315MA	315mA
7017240-400MA	400mA
7017240-500MA	500mA

PART NO.	AMP
7017240-630MA	630mA
7017240-800MA	800mA
7017240-1A	1A
7017240-1.6A	1.6A
7017240-2A	2A

NATO SERIES



440VAC



Fast acting for NATO applications


PART NO.	AMP
059-0107	250mA
059-0108	500mA
059-0109	1A
059-0110	2A
059-0111	3A

PART NO.	AMP
059-0112	5A
059-0113	7A
011-9925	10A
011-9926	15A

6.5 x 40mm

MWF

5000VAC
microwave oven fuse



Specially designed for microwave oven applications

PART NO.	AMP
MWF60	600mA
MWF70	700mA
MWF75	750mA

PART NO.	AMP
MWF80	800mA
MWF100	1A

Supplied with in-line holders

10.3 x 38mm

5AG



32VAC/DC
fast, glass



Fast acting. Gold plated for use in audio.

PART NO.	AMP
5AG-20	20A
5AG-25	25A
5AG-30	30A
5AG-40	40A

PART NO.	AMP
5AG-40	40A
5AG-50	50A
5AG-60	60A

FUSE HOLDERS TO SUIT Refer to page 40

In-Line Holders

HF-011 (5 x 20mm)

Screw cap, 25A @ 250V



HF-012 (6.3 x 32mm)

Screw cap, 25A @ 250V



HF-013 (5 x 20mm)

Bayonet cap (half twist), 25A @ 250V



HF-014 (6.3 x 32mm)

Bayonet cap (half twist), 25A @ 250V



E1206 (6.3 x 32mm)

Screw cap, 25A @ 250V



Fuse Clips and Blocks

HF-004 (5 x 20mm)

Nickel plated with end stops, 20A @ 125V



HF-005 (6.3 x 32mm)

Nickel plated, 20A @ 125V



HF-004/P (5 x 20mm)

Phosphor bronze body, tin plated, 20A @ 125V



6X32801 (6.3 x 32mm)

Moulded Base Fuse Block, 30A @ 300V



HF-003/B (5 x 20mm)

Modular Fuse Base, 15A @ 125V



1A1907-06 (6.3 x 32mm)

Tin Plated Fuse Clip, 20A @ 125V



HF-003 (5 x 20mm)

High profile with transparent cover, 6.3A @ 250V



Panel Mount Holders

HF-007 (5 x 20mm)

Finger grip knob, 10A @ 125V



HF-008 (6.3 x 32mm)

Finger grip knob, 15A @ 125V



FH-033 (5 x 20mm)

Screwdriver slot, 10A @ 125V



FH-052S (6.3 x 32mm)

Screwdriver slot, 20A @ 250V



FH-043A (5 x 20mm)

Finger grip knob, 10A @ 250V



FH-001AF (6.3 x 32mm)

Finger grip knob, 15A @ 125V



HTB-24M (5 x 20mm)

Screwdriver slot, 20A @ 250V



HKP (6.3 x 32mm)

Heavy duty finger grip, 30A @ 125V to 250V



DIN Rail Holders

M205-DIN1 (5 x 20mm)

To be used with 4mm Cable, 6.3A @ 600V



3AG-DIN1 (6.3 x 32mm)

To be used with 4mm Cable, 10A @ 600V



M205-DIN1-10 (5 x 20mm)

To be used with 10mm Cable, 10A @ 600V



3AG-DIN1-10 (6.3 x 32mm)


To be used with 10mm Cable, 10A @ 600V



8.5mm Diameter

8.5 x 23mm

250VAC
fast (gG)



Class gG for cable and line protection

PART NO.	AMP	PART NO.	AMP
400012	2A	400018	10A
400014	4A	400020	16A
400016	6A		

8.5 x 31.5mm

400VAC
fast (gG)



Class gG for cable and line protection

PART NO.	AMP	PART NO.	AMP
420500	500mA	420508	8A
420501	1A	420510	10A
420502	2A	420512	12A
420504	4A	420516	16A
420506	6A	420720	20A

FUSE HOLDERS TO SUIT Refer to page 33

8.5 x 31.5mm

400VAC
slow (aM)



Class aM for circuits with high inrush currents.

PART NO.	AMP	PART NO.	AMP
411101	1A	411106	6A
411102	2A	411108	8A
411104	4A	411110	10A

FUSE HOLDERS TO SUIT Refer to page 33

8.5 x 36mm

400VAC
fast (gG)



Class gG for cable and line protection

PART NO.	AMP	PART NO.	AMP
400038	2A	400046	16A
400040	4A	400048	20A
400042	6A	400050	25A
400044	10A	400052	32A

8.5 x 31.5mm DIN Rail Fuse Holders




PART NUMBER	DESCRIPTION	MODULE	AMP RATING	VOLTAGE RATING	PACK SIZE
485001	8.5x32 DIN Fuse Holder 1 Pole	1	25A	400V	12
485004	8.5x32 DIN Fuse Holder 2 Pole	2	25A	400V	6
485005	8.5x32 DIN Fuse Holder 3 Pole	3	25A	400V	4
485007	8.5x32 DIN Fuse Holder 4 Pole	4	25A	400V	3
WITH LED INDICATOR					
485008	8.5x32 IND. DIN Fuse Holder 1 Pole	1	25A	400V	12
480125-I	8.5x32 IND. DIN Fuse Holder 1+N Pole	1	25A	400V	12
485009	8.5x32 IND. DIN Fuse Holder 1+N Pole	2	25A	400V	6
485010	8.5x32 IND. DIN Fuse Holder 2 Pole	2	25A	400V	6
485011	8.5x32 IND. DIN Fuse Holder 3 Pole	3	25A	400V	4
480325-I	8.5x32 IND. DIN Fuse Holder 3+N Pole	3	25A	400V	4
485012	8.5x32 IND. DIN Fuse Holder 3+N Pole	4	25A	400V	3
485013	8.5x32 IND. DIN Fuse Holder 4 Pole	4	25A	400V	3
WITH NEUTRAL POLES					
480125	8.5x32 DIN Fuse Holder 1 + N Pole	1	25A	400V	12
485003	8.5x32 DIN Fuse Holder 1 + N Pole	2	25A	400V	6
480325	8.5x32 DIN Fuse Holder 3 + N Pole	3	25A	400V	4
485006	8.5x32 DIN Fuse Holder 3 + N Pole	4	25A	400V	3

10.3mm Diameter

10.3 x 26mm

240VAC*
fast (gG)




Class gG for cable and line protection.
Also used for service applications.

PART NO.	AMP	* VOLTAGE	PART NO.	AMP	* VOLTAGE
LC2	2A	240V	LC15	15A	240V
LC5	5A	240V	400026	16A	230V
LC8	8A	240V	LC20	20A	240V
LC10	10A	240V			

10.3 x 31.5mm

400VAC
fast (gG)



Class gG for cable and line protection

PART NO.	AMP
400028	16A
400030	20A
400032	25A

5021006

1000VAC/DC
ultra rapid (aR)



Class aR for semiconductor protection.
Digital measuring equipment applications

PART NO.	AMP	PART NO.	AMP
5021006-200mA	200mA	5021006-400mA	400mA
5021006-250mA	250mA	5021006-440mA	440mA
5021006-315mA	315mA		

BLS

600VAC
fast acting




Fast acting for general applications

PART NO.	AMP	PART NO.	AMP
BLS2/10	200mA	BLS2	2A
BLS4/10	400mA	BLS3	3A
BLS1/2	500mA	BLS4	4A
BLS3/4	750mA	BLS5	5A
BLS8/10	800mA	BLS6	6A
BLS1	1A	BLS7	7A
BLS1-1/2	1.5A	BLS8	8A
BLS1-6/10	1.6A	BLS10	10A
BLS1-8/10	1.8A		

10.3 x 38mm

10.3 x 38mm

500VAC*
(250VDC)
fast (gG)



Class gG for cable and line protection

PART NO.	AMP	* VOLTAGE	PART NO.	AMP	* VOLTAGE
420000	500mA	500V	420010	10A	500V
420001	1A	500V	420012	12A	500V
420002	2A	500V	420016	16A	500V
420004	4A	500V	420020	20A	500V
420006	6A	500V	420025	25A	500V
420008	8A	500V	420032	32A	400V

FUSE HOLDERS TO SUIT **Refer to page 41**

10.3 x 38mm

500VAC*
slow (aM)



Class aM for circuits with high inrush currents

PART NO.	AMP	* VOLTAGE	PART NO.	AMP	* VOLTAGE
440031	160mA	500V	440008	8A	500V
440033	250mA	500V	440010	10A	500V
440000	500mA	500V	440012	12A	500V
440001	1A	500V	440016	16A	500V
440002	2A	500V	440020	20A	400V
440004	4A	500V	440025	25A	400V
440006	6A	500V	440032	32A	400V

FUSE HOLDERS TO SUIT **Refer to page 41**

10.3 x 38mm

BLF/BLN 250VAC fast



Fast acting for general applications

PART NO.	AMP	PART NO.	AMP
BLF1/2	500mA	BLF7	7A
BLF1	1A	BLF8	8A
BLF1-1/2	1.5A	BLF9	9A
BLF2	2A	BLF10	10A
BLF2-1/2	2.5A	BLF12	12A
BLF3	3A	BLF15	15A
BLF4	4A	BLN20	20A
BLF5	5A	BLN25	25A
BLF6	6A	BLN30	30A
BLF6-1/4	6.25A		

FLM 250VAC slow



Slow acting for circuits with high inrush currents

PART NO.	AMP	PART NO.	AMP
FLM1/10	100mA	FLM3	3A
FLM15/100	150mA	FLM3-2/10	3.2A
FLM2/10	200mA	FLM3-1/2	3.5A
FLM1/4	250mA	FLM4	4A
FLM3/10	300mA	FLM4-1/2	4.5A
FLM4/10	400mA	FLM5	5A
FLM1/2	500mA	FLM5-6/10	5.6A
FLM6/10	600mA	FLM6	6A
FLM8/10	800mA	FLM6-1/4	6.25A
FLM1	1A	FLM7	7A
FLM1-1/8	1.125A	FLM8	8A
FLM1-1/4	1.25A	FLM9	9A
FLM1-4/10	1.4A	FLM10	10A
FLM1-6/10	1.6A	FLM12	12A
FLM1-8/10	1.8A	FLM15	15A
FLM2	2A	FLM20	20A
FLM2-1/4	2.25A	FLM25	25A
FLM2-1/2	2.5A	FLM30	30A
FLM2-8/10	2.8A		


FUSE HOLDERS TO SUIT **Refer to page 41**

10.3 x 38mm

FLQ
500VAC
slow



Slow acting for circuits with high inrush currents




PART NO.	AMP	PART NO.	AMP
FLQ1/10	100mA	FLQ3	3A
FLQ1/8	125mA	FLQ3-2/10	3.2A
FLQ15/100	150mA	FLQ3-1/2	3.5A
FLQ3/16	187mA	FLQ4	4A
FLQ2/10	200mA	FLQ4-1/2	4.5A
FLQ1/4	250mA	FLQ5	5A
FLQ3/10	300mA	FLQ5-6/10	5.6A
FLQ4/10	400mA	FLQ6	6A
FLQ1/2	500mA	FLQ6-1/4	6.25A
FLQ6/10	600mA	FLQ7	7A
FLQ8/10	800mA	FLQ8	8A
FLQ1	1A	FLQ9	9A
FLQ1-1/8	1.125A	FLQ10	10A
FLQ1-1/4	1.25A	FLQ12	12A
FLQ1-1/2	1.5A	FLQ14	14A
FLQ1-6/10	1.6A	FLQ15	15A
FLQ2	2A	FLQ20	20A
FLQ2-1/4	2.25A	FLQ25	25A
FLQ2-1/2	2.5A	FLQ30	30A

KLKD
600VAC/DC
fast



Fast acting for general AC and DC applications



PART NO.	AMP	PART NO.	AMP	PART NO.	AMP
KLKD1/10	100mA	KLKD2	2A	KLKD9	9A
KLKD1/8	125mA	KLKD2-1/2	2.5A	KLKD10	10A
KLKD2/10	200mA	KLKD3	3A	KLKD12	12A
KLKD1/4	250mA	KLKD3-1/2	3.5A	KLKD15	15A
KLKD3/10	300mA	KLKD4	4A	KLKD20	20A
KLKD1/2	500mA	KLKD5	5A	KLKD25	25A
KLKD3/4	750mA	KLKD6	7A	KLKD30	30A
KLKD1	1A	KLKD7	6A		
KLKD1-1/2	1.5A	KLKD8	8A		

KLKR
600VAC
fast



Fast acting (Class CC) for general applications



PART NO.	AMP	PART NO.	AMP	PART NO.	AMP
KLKR1/10	100mA	KLKR2	2A	KLKR8	8A
KLKR1/8	125mA	KLKR2-1/2	2.5A	KLKR9	9A
KLKR2/10	200mA	KLKR3	3A	KLKR10	10A
KLKR1/4	250mA	KLKR3-1/2	3.5A	KLKR12	12A
KLKR3/10	300mA	KLKR4	4A	KLKR15	15A
KLKR1/2	500mA	KLKR5	5A	KLKR20	20A
KLKR3/4	750mA	KLKR6	6A	KLKR25	25A
KLKR1	1A	KLKR7	7A	KLKR30	30A
KLKR1-1/2	1.5A				

FUSE HOLDERS TO SUIT Refer to pages 41

10.3 x 38mm

KLDR



600VAC
300VDC
slow



Slow acting (Class CC) for circuits with high inrush currents


PART NO.	AMP
KLDR1/10	100mA
KLDR1/8	125mA
KLDR15/100	150mA
KLDR3/16	187mA
KLDR2/10	200mA
KLDR1/4	250mA
KLDR3/10	300mA
KLDR4/10	400mA
KLDR1/2	500mA
KLDR6/10	600mA
KLDR3/4	750mA
KLDR8/10	800mA
KLDR1	1A
KLDR1-1/8	1.125A
KLDR1-1/4	1.25A
KLDR1-4/10	1.4A
KLDR1-1/2	1.5A
KLDR1-6/10	1.6A
KLDR1-8/10	1.8A
KLDR2	2A
KLDR2-1/4	2.25A
KLDR2-1/2	2.5A

PART NO.	AMP
KLDR2-8/10	2.8A
KLDR3	3A
KLDR3-2/10	3.2A
KLDR3-1/2	3.5A
KLDR4	4A
KLDR4-1/2	4.5A
KLDR5	5A
KLDR5-6/10	5.6A
KLDR6	6A
KLDR6-1/4	6.25A
KLDR7	7A
KLDR7-1/2	7.5A
KLDR8	8A
KLDR9	9A
KLDR10	10A
KLDR12	12A
KLDR15	15A
KLDR17-1/2	17.5A
KLDR20	20A
KLDR25	25A
KLDR30	30A

CCMR



600VAC
300VDC
slow



Slow acting (Class CC) for circuits with high inrush currents

PART NO.	AMP
CCMR2/10	200mA
CCMR1/4	250mA
CCMR3/10	300mA
CCMR1/2	500mA
CCMR6/10	600mA
CCMR8/10	800mA
CCMR1	1A
CCMR1-1/8	1.125A
CCMR1-1/4	1.25A
CCMR1-4/10	1.4A
CCMR1-1/2	1.5A
CCMR1-6/10	1.6A
CCMR1-8/10	1.8A
CCMR2	2A
CCMR2-1/4	2.25A
CCMR2-1/2	2.5A
CCMR2-8/10	2.8A
CCMR3	3A
CCMR3-2/10	3.2A
CCMR3-1/2	3.5A
CCMR4	4A

PART NO.	AMP
CCMR4-1/2	4.5A
CCMR5	5A
CCMR5-6/10	5.6A
CCMR6	6A
CCMR6-1/4	6.25A
CCMR7	7A
CCMR7-1/2	7.5A
CCMR8	8A
CCMR9	9A
CCMR10	10A
CCMR12	12A
CCMR15	15A
CCMR17-1/2	17.5A
CCMR20	20A
CCMR25	25A
CCMR30	30A
CCMR35	35A
CCMR40	40A
CCMR45	45A
CCMR50	50A
CCMR60	60A

CCMR DIMENSIONS (mm)		
AMPS	A	B
0-30	38.1	10.3
35-60	47.8	21.6

FUSE HOLDERS TO SUIT Refer to pages 41

10.3 x 38mm

6003305



600VAC
ultra rapid (aR)



Class aR for the protection of semiconductors

PART NO.	AMP	PART NO.	AMP
6003305-1	1A	6003305-10	10A
6003305-2	2A	6003305-12	12A
6003305-4	4A	6003305-16	16A
6003305-5	5A	6003305-20	20A
6003305-6	6A	6003305-25	25A
6003305-8	8A	6003305-30	30A

5017906



690VAC
ultra rapid (gR)



Class gR for the protection of semiconductors

PART NO.	AMP	PART NO.	AMP
5017906-1	1A	5017906-10	10A
5017906-2	2A	5017906-12	12A
5017906-3	3A	5017906-16	16A
5017906-4	4A	5017906-20	20A
5017906-5	5A	5017906-25	25A
5017906-6	6A	5017906-30	30A
5017906-8	8A		

5019906



1000VAC/DC
ultra rapid (gR)



Class aR for the protection of semiconductors.
Digital measuring equipment applications

PART NO.	CLASS	AMP	PART NO.	CLASS	AMP
5019906-440mA	aR	440mA	5019906-8	gR	8A
5019906-500mA	gR	500mA	5019906-8	gR	8A
5019906-2	gR	2A	5019906-10	gR	10A
5019906-3.5	gR	3.5A	5019906-11	gR	11A
5019906-4	gR	4A	5019906-12	gR	12A
5019906-6	gR	6A	5019906-16	gR	16A

10.3mm Diameter

SLC



600/480VAC
fast/time delay



Class G. Fast acting up to 5A and slow acting 6A-60A

PART NO.	AMP	VOLTAGE	LENGTH (mm)	PART NO.	AMP	VOLTAGE	LENGTH (mm)
SLC1/2	500mA	600V	33.3	SLC15	15A	600V	33.3
SLC1	1A	600V	33.3	SLC20	20A	600V	35.7
SLC2	2A	600V	33.3	SLC25	25A	480V	41.3
SLC3	3A	600V	33.3	SLC30	30A	480V	41.3
SLC4	4A	600V	33.3	SLC35	35A	480V	57.2
SLC5	5A	600V	33.3	SLC40	40A	480V	57.2
SLC6	6A	600V	33.3	SLC45	45A	480V	57.2
SLC8	8A	600V	33.3	SLC50	50A	480V	57.2
SLC10	10A	600V	33.3	SLC60	60A	480V	57.2
SLC12	12A	600V	33.3				

10.3mm Diameter

FLU
1000VAC/DC
fast



Fast acting for digital measurement equipment applications




PART NO.	AMP	LENGTH (mm)
FLU44/100	440mA	35
FLU11	11A	38

Photovoltaic (PV) Fuse & Holder

5021526
1000VDC
gPV



Specialised class gPV for photovoltaic (solar) applications



PART NO.	AMP	PART NO.	AMP
5021526-1	1A	5021526-10	10A
5021526-2	2A	5021526-12	12A
5021526-3	3A	5021526-15	15A
5021526-3.5	3.5A	5021526-16	16A
5021526-4	4A	5021526-20	20A
5021526-5	5A	FUSE HOLDERS TO SUIT	
5021526-6	6A	Refer below	
5021526-8	8A		

5106304
1000VDC



PART NO.	DESCRIPTION	TO SUIT	VOLTAGE RATING
5106304.DC	1-Pole 32A	10 x 38mm PV Fuse	1000VDC
5106304.2DC	2-Pole 32A	10 x 38mm PV Fuse	1000VDC

Fuse Holders

LE SERIES (10 x 38mm)

In-Line Holder, Watertight, 30A @ 600V



GPM-S (10 x 38mm)

Panel Mount, Screw Cap, 30A @ 600V



1038-ILFH (10 x 38mm)

5AG In-Line Holder, 60A @ 32V



GPM-B (10 x 38mm)

Panel Mount, Bayonet Cap, 30A @ 250V



4515 (10 x 38mm)

Open style Fuse Block, Screw Terminals, 30A @ 250V



GPM-WT (10 x 38mm)

Panel Mount, Watertight, 30A @ 600V



10 x 38mm DIN Rail Fuse Holders



PART NUMBER	DESCRIPTION	MODULE	AMP RATING	VOLTAGE RATING	PACK SIZE
485101	10x38 DIN Fuse Holder 1 Pole	1	32A	690V	12
485104	10x38 DIN Fuse Holder 2 Pole	2	32A	690V	6
485105	10x38 DIN Fuse Holder 3 Pole	3	32A	690V	4
485107	10x38 DIN Fuse Holder 4 Pole	4	32A	690V	3
WITH LED INDICATOR					
485108	10x38 IND. DIN Fuse Holder 1 Pole	1	32A	690V	12
480135-I	10x38 IND. DIN Fuse Holder 1+N Pole	1	32A	690V	12
485109	10x38 IND. DIN Fuse Holder 1+N Pole	2	32A	690V	6
485110	10x38 IND. DIN Fuse Holder 2 Pole	2	32A	690V	6
485111	10x38 IND. DIN Fuse Holder 3 Pole	3	32A	690V	4
480335-I	10x38 IND. DIN Fuse Holder 3+N Pole	3	32A	690V	4
485112	10x38 IND. DIN Fuse Holder 3+N Pole	4	32A	690V	3
485113	10x38 IND. DIN Fuse Holder 4 Pole	4	32A	690V	3
WITH NEUTRAL POLES					
485102	10x38 DIN Fuse Holder N Pole	1	32A	690V	12
480135	10x38 DIN Fuse Holder 1 + N Pole	1	32A	690V	12
485103	10x38 DIN Fuse Holder 1 + N Pole	2	32A	690V	6
480335	10x38 DIN Fuse Holder 3 + N Pole	3	32A	690V	4
485106	10x38 DIN Fuse Holder 3 + N Pole	4	32A	690V	3

Note For Semiconductor (Ultra Rapid) Fuses

Watts loss values of fuse and fuse holder combined must be considered if intending to use semiconductor fuses in these enclosed holders. Contact Fuseco for further advice.

Note For PV (Solar) Fuses

These holders are not suitable for use with 1000VDC PV (Solar) fuses. Refer to holders on page 40.

10 x 38mm Open Base Fuse Holders

L60030M1C

Open 1P Fuse Block, Box Lug Terminals, 30A @ 600V.
Contact Fuseco for Class CC fuse holders.



L60030M3C

Open 3P Fuse Block, Box Lug Terminals, 30A @ 600V.
Contact Fuseco for Class CC fuse holders.



14.3 x 51mm

NLN



Fast acting (Class K-5) for general applications

250VAC
fast



PART NO.	AMP	PART NO.	AMP
NLN1	1A	NLN8	8A
NLN2	2A	NLN10	10A
NLN3	3A	NLN12	12A
NLN4	4A	NLN15	15A
NLN5	5A	NLN20	20A
NLN6	6A	NLN25	25A
NLN7	7A	NLN30	30A

FLNR



Slow acting (Class RK5) for circuits with high inrush currents

250VAC
slow




PART NO.	AMP	PART NO.	AMP
FLNR1/10	100mA	FLNR3-2/10	3.2A
FLNR1/8	125mA	FLNR3-1/2	3.5A
FLNR15/100	150mA	FLNR4	4A
FLNR2/10	200mA	FLNR4-1/2	4.5A
FLNR3/10	300mA	FLNR5	5A
FLNR4/10	400mA	FLNR5-6/10	5.6A
FLNR1/2	500mA	FLNR6	6A
FLNR6/10	600mA	FLNR6-1/4	6.25A
FLNR8/10	800mA	FLNR7	7A
FLNR1	1A	FLNR7-1/2	7.5A
FLNR1-1/8	1.125A	FLNR8	8A
FLNR1-1/4	1.25A	FLNR9	9A
FLNR1-4/10	1.4A	FLNR10	10A
FLNR1-6/10	1.6A	FLNR12	12A
FLNR1-8/10	1.8A	FLNR15	15A
FLNR2	2A	FLNR17-1/2	17.5A
FLNR2-1/4	2.25A	FLNR20	20A
FLNR2-1/2	2.5A	FLNR25	25A
FLNR2-8/10	2.8A	FLNR30	30A
FLNR3	3A		

FUSE HOLDERS TO SUIT Refer to pages 45

14.3 x 51mm

14.3 x 51mm

690VAC*
fast (gG)



Class gG for general applications

PART NO.	AMP	* VOLTAGE
421001	1A	690V
421002	2A	690V
421004	4A	690V
421006	6A	690V
421008	8A	690V
421010	10A	690V
421012	12A	690V

PART NO.	AMP	* VOLTAGE
421016	16A	690V
421020	20A	690V
421025	25A	690V
421032	32A	500V
421040	40A	500V
421050	50A	400V

14.3 x 51mm

690VAC*
slow (aM)



Class aM for circuits with high inrush currents


PART NO.	AMP	* VOLTAGE
441031	250mA	690V
441000	500mA	690V
441001	1A	690V
441002	2A	690V
441004	4A	690V
441006	6A	690V
441008	8A	690V
441010	10A	690V

PART NO.	AMP	* VOLTAGE
441012	12A	690V
441016	16A	690V
441020	20A	690V
441025	25A	690V
441032	32A	500V
441040	40A	500V
441045	45A	500V
441050	50A	400V

1451F



415VAC
service fuse



Fast acting for service applications. BS1361 approved.

PART NO.	AMP
1451F-10	10A
1451F-16	16A
1451F-20	20A
1451F-25	25A
1451F-32	32A

PART NO.	AMP
1451F-40	40A
1451F-45	45A
1451F-50	50A
1451F-55	55A

L50S



500VAC
ultra rapid



Ultra rapid for semiconductor applications

PART NO.	AMP
L50S-10	10A
L50S-15	15A
L50S-20	20A

PART NO.	AMP
L50S-25	25A
L50S-30	30A

FUSE HOLDERS TO SUIT Refer to pages 45

14.3 x 51mm

A70QS-14F

700VAC
ultra rapid



Ultra rapid for the protection of semiconductors



PART NO.	AMP	PART NO.	AMP
A70QS10-14F	10A	A70QS25-14F	25A
A70QS12-14F	12A	A70QS32-14F	32A
A70QS16-14F	16A	A70QS40-14F	40A
A70QS20-14F	20A	A70QS50-14F	50A

L70S

700VAC
ultra rapid



Ultra rapid for the protection of semiconductors



PART NO.	AMP	PART NO.	AMP
L70S10-1	10A	L70S25-1	25A
L70S15-1	15A	L70S30-1	30A
L70S20-1	20A		

5012606

690VAC (IEC)
700VAC (UL)
ultra rapid (gR)



Class gR (with indicator) for the protection of semiconductors



PART NO.	AMP	PART NO.	AMP
5012606-1	1A	5012606-16	16A
5012606-2	2A	5012606-20	20A
5012606-4	4A	5012606-25	25A
5012606-6	6A	5012606-32	32A
5012606-8	8A	5012606-40	40A
5012606-10	10A	5012606-50	50A
5012606-12	12A		

5011806

700VDC
ultra rapid (aR)



Class aR for the protection of semiconductors in DC circuits



PART NO.	AMP	PART NO.	AMP
5011806-6	6A	5011806-25	25A
5011806-8	8A	5011806-30	30A
5011806-10	10A	5011806-35	35A
5011806-12	12A	5011806-40	40A
5011806-16	16A	5011806-50	50A
5011806-20	20A		

14.3 x 51mm DIN Rail Fuse Holders



PART NUMBER	DESCRIPTION	MODULE	AMP RATING	VOLTAGE RATING	PACK SIZE
485201	14x51 DIN Fuse Holder 1 Pole	1.5	50A	690V	6
485204	14x51 DIN Fuse Holder 2 Pole	3	50A	690V	3
485205	14x51 DIN Fuse Holder 3 Pole	4.5	50A	690V	2
485207	14x51 DIN Fuse Holder 4 Pole	6	50A	690V	1
WITH LED INDICATOR					
485208	14x51 IND. DIN Fuse Holder 1 Pole	1.5	50A	690V	6
485209	14x51 IND. DIN Fuse Holder 1+N Pole	3	50A	690V	3
485210	14x51 IND. DIN Fuse Holder 2 Pole	3	50A	690V	3
485211	14x51 IND. DIN Fuse Holder 3 Pole	4.5	50A	690V	2
485212	14x51 IND. DIN Fuse Holder 3+N Pole	6	50A	690V	1
485213	14x51 IND. DIN Fuse Holder 4 Pole	6	50A	690V	1
WITH MICROSWITCH					
485220	14x51 MS DIN Fuse Holder 1 Pole	1.5	50A	690V	6
485223	14x51 MS DIN Fuse Holder 3 Pole	4.5	50A	690V	2
485224	14x51 MS DIN Fuse Holder 3+N Pole	6	50A	690V	1
485226	14x51 MS DIN Fuse Holder 1 Pole (only fusing)	1.5	50A	690V	6
485229	14x51 MS DIN Fuse Holder 3 Pole (only fusing)	4.5	50A	690V	2
485230	14x51 MS DIN Fuse Holder 3+N Pole (only fusing)	6	50A	690V	1
WITH NEUTRAL POLES					
485202	14x51 DIN Fuse Holder N Pole	1.5	50A	690V	6
485203	14x51 DIN Fuse Holder 1 + N Pole	3	50A	690V	3
485206	14x51 DIN Fuse Holder 3 + N Pole	6	50A	690V	1

Note For Semiconductor (Ultra Rapid) Fuses

Watts loss values of fuse and fuse holder combined must be considered if intending to use semiconductor fuses in these enclosed holders. Contact Fuseco for further advice.

Various Cartridge Fuses

NATO SERIES

440VAC
fast



Fast acting for NATO applications



PART NO.	AMP	A(mm)	B(mm)
059-0140	0.5A	12	33.6
059-0141	1A	12	33.6
059-0142	2A	12	33.6
059-0143	3A	12	33.6
059-0144	5A	12	33.6
059-0145	7A	12	33.6
059-0146	10A	12	33.6
059-0147	15A	12	33.6
011-9483	20A	12	33.6

PART NO.	AMP	A(mm)	B(mm)
059-0148	10A	16.7	38
059-0149	15A	16.7	38
059-0150	20A	16.7	38
059-0151	30A	16.7	38
059-0152	40A	33	48
059-0153	60A	33	48
059-0154	80A	33	48
059-0155	100A	33	48

MD

415VAC
service fuse



Fast acting for general and service applications



PART NO.	AMP	BRAND
MD2	2A	Lawson
MD4	4A	Lawson
MD6	6A	Lawson
MD8	8A	Lawson
MD10	10A	Lawson
MD16	16A	Lawson


PART NO.	AMP	BRAND
MD20	20A	Lawson
MD25	25A	Lawson
1329F-30	30A	Fusemaster
MD32	32A	Lawson
1329F-45	45A	Fusemaster

1735F

415VAC
service fuse



Fast acting for general and service applications



PART NO.	AMP
1735F-35	35A
1735F-40	40A
1735F-45	45A

1751F

415VAC*
service fuse



Fast acting for general and service applications




PART NO.	AMP	* VOLTAGE
1751F-45	45A	415V
1751F-63	63A	415V

20 x 76mm Service Fuse

2076F
415VAC*
service fuse

FUSEMASTER

Fast acting for service applications, cable and line protection



PART NO.	AMP	* VOLTAGE
2076F-20	20A	440V
2076F-32	32A	440V
2076F-63	63A	415V


PART NO.	AMP	* VOLTAGE
2076F-80	80A	415V
2076F-100	100A	415V

22 x 58mm Service Fuse

2258F
415VAC
service fuse

FUSEMASTER

Fast acting for service applications, cable and line protection



PART NO.	AMP
2258F-20	20A
2258F-25	25A
2258F-32	32A
2258F-40	40A
2258F-45	45A

PART NO.	AMP
2258F-50	50A
2258F-63	63A
2258F-80	80A
2258F-100	100A

22 x 58mm Service Fuse Holder

SFH SERIES
500VAC

PART NO.	DESCRIPTION
SFH22FW	Front wired to suit 2258F service fuses
SFH22BW	Back Wired to suit 2258F service fuses



22 x 58mm

22 x 58mm
690VAC*
fast (gG)



Class gG for cable and line protection

PART NO.	AMP	* VOLTAGE	PART NO.	AMP	* VOLTAGE
422002	2A	690V	422025	25A	690V
422004	4A	690V	422032	32A	690V
422006	6A	690V	422040	40A	690V
422008	8A	690V	422050	50A	690V
422010	10A	690V	422063	63A	690V
422012	12A	690V	422080	80A	500V
422016	16A	690V	422000	100A	500V
422020	20A	690V	422015	125A	400V


22 x 58mm
690VAC*
slow (aM)



Class aM for circuits with high inrush currents

PART NO.	AMP	* VOLTAGE	PART NO.	AMP	* VOLTAGE
442002	2A	690V	442025	25A	690V
442004	4A	690V	442032	32A	690V
442006	6A	690V	442040	40A	690V
442008	8A	690V	442050	50A	690V
442010	10A	690V	442063	63A	690V
442012	12A	690V	442080	80A	500V
442016	16A	690V	442000	100A	500V
442020	20A	690V	442015	125A	400V

5014206
690VAC
ultra rapid (gR)



Class gR with indicator for the protection of semiconductors

PART NO.	AMP	PART NO.	AMP
5014206-12	12A	5014206-50	50A
5014206-16	16A	5014206-63	63A
5014206-20	20A	5014206-80	80A
5014206-25	25A	5014206-100	100A
5014206-32	32A	5014206-125	125A
5014206-40	40A	5014206-135	135A

A70QS-22F
700VAC/DC
ultra rapid



Ultra rapid for the protection of semiconductors

PART NO.	AMP	PART NO.	AMP
A70QS20-22F	20A	A70QS50-22F	50A
A70QS25-22F	25A	A70QS63-22F	63A
A70QS32-22F	32A	A70QS80-22F	80A
A70QS40-22F	40A	A70QS100-22F	100A

FUSE HOLDERS TO SUIT Refer to pages 49

22 x 58mm DIN Rail Fuse Holders



PART NUMBER	DESCRIPTION	MODULE	AMP RATING	VOLTAGE RATING	PACK SIZE
485301	22x58 DIN Fuse Holder 1 Pole	2	125A	690V	6
485304	22x58 DIN Fuse Holder 2 Pole	4	125A	690V	3
485305	22x58 DIN Fuse Holder 3 Pole	6	125A	690V	2
485307	22x58 DIN Fuse Holder 4	8	125A	690V	1
WITH LED INDICATOR					
485308	22x58 IND DIN Fuse Holder 1 Pole	2	125A	690V	6
485309	22x58 IND DIN Fuse Holder 1+N Pole	4	125A	690V	3
485310	22x58 IND DIN Fuse Holder 2 Pole	4	125A	690V	3
485311	22x58 IND DIN Fuse Holder 3 Pole	6	125A	690V	2
485312	22x58 IND DIN Fuse Holder 3+N Pole	8	125A	690V	1
485313	22x58 IND DIN Fuse Holder 4 pole	8	125A	690V	1
WITH MICROSWITCH					
485320	22x58 MS DIN Fuse Holder 1 Pole	2	125A	690V	6
485323	22x58 MS DIN Fuse Holder 3 Pole	6	125A	690V	2
485324	22x58 MS DIN Fuse Holder 3+N Pole	8	125A	690V	1
WITH NEUTRAL POLES					
485302	22x58 DIN Fuse Holder N Pole	2	125A	690V	6
485303	22x58 DIN Fuse Holder 1+N Pole	4	125A	690V	3
485306	22x58 DIN Fuse Holder 3+N Pole	8	125A	690V	1

Note For Semiconductor (Ultra Rapid) Fuses

Watts loss values of fuse and fuse holder combined must be considered if intending to use semiconductor fuses in these enclosed holders. Contact Fuseco for further advice.

FP Series Fuse Pullers




PART NO.	DESCRIPTION
FP-A3	Glass tube and MINI / AUTO fuses
FP-2	10.3 to 21mm diameter fuses
FP-3	25.4 to 44.5mm diameter fuses
FP-4	44.5 to 63.5mm diameter fuses
FP-6	0-60A JLLN and JLLS fuses

27 x 60mm

5019420



660VAC
ultra rapid (aR)
with striker




Type aR (with striker) for the protection of semiconductors

PART NO.	AMP	PART NO.	AMP
5019420-20	20A	5019420-100	100A
5019420-25	25A	5019420-125	125A
5019420-32	32A	5019420-160	160A
5019420-40	40A	5019420-200	200A
5019420-50	50A	5019420-250	250A
5019420-63	63A		

5019106



660VDC*
ultra rapid (gR)
with striker



Type gR (with striker) for the protection of semiconductors


PART NO.	AMP	* VOLTAGE	PART NO.	AMP	* VOLTAGE
5019106-8	8A	660V	5019106-50	50A	660V
5019106-10	10A	660V	5019106-63	63A	660V
5019106-12	12A	660V	5019106-80	80A	660V
5019106-16	16A	660V	5019106-100	100A	660V
5019106-20	20A	660V	5019106-110	110A	660V
5019106-25	25A	660V	5019106-125	125A	440V
5019106-32	32A	660V	5019106-160	160A	440V
5019106-40	40A	660V			

30 x 57mm Service Fuse

3057F/MF



415VAC
service fuse



Fast acting for service applications, cable and line protection

PART NO.	AMP	BRAND	PART NO.	AMP	BRAND
MF30	30A	Lawson	3057F-60	60A	Fusemaster
MF40	40A	Lawson	3057F-80	80A	Fusemaster
MF50	50A	Lawson	3057F-100	100A	Fusemaster

30 x 57mm Service Fuse Holder

SFH SERIES




PART NO.	DESCRIPTION
SFH30FW	Front Wired to suit 3057F service fuses
SFH30BW	Back Wired to suit 3057F service fuses

Various Cartridge Fuses

9008210

1000VDC
ultra rapid (gR)



Class gR (with striker) for the protection of semiconductors

PART NO.	AMP	PART NO.	AMP
9008210-6	6A	9008210-25	25A
9008210-8	8A	9008210-32	32A
9008210-10	10A	9008210-40	40A
9008210-12	12A	9008210-50	50A
9008210-16	16A	9008210-63	63A
9008210-20	20A		

FUSE HOLDERS TO SUIT **9108001 (Disconnect switch)**

9008110

1500VDC
ultra rapid (gR)



Class gR (with striker) for the protection of semiconductors

PART NO.	AMP	PART NO.	AMP
9008110-5	5A	9008110-12	12A
9008110-6	6A	9008110-16	16A
9008110-8	8A	9008110-20	20A
9008110-10	10A	9008110-25	25A

FUSE HOLDERS TO SUIT **9108001 (Disconnect switch)**

9009010

1500VDC
ultra rapid (gR)




Class gR for the protection of semiconductors

PART NO.	AMP	PART NO.	AMP
9009010-6	6A	9009010-16	16A
9009010-8	8A	9009010-20	20A
9009010-10	10A	9009010-25	25A
9009010-12	12A	9009010-32	32A

FUSE HOLDERS TO SUIT **Contact Fuseco**

9009510

1500VDC
ultra rapid (gR)



Class gR with striker for the protection of semiconductors

PART NO.	AMP	PART NO.	AMP
9009510-20	20A	9009510-50	50A
9009510-25	25A	9009510-63	63A
9009510-32	32A	9009510-80	80A
9009510-40	40A	9009510-100	100A

FUSE HOLDERS TO SUIT **Contact Fuseco**


Industrial Class K-5

NLN



250VAC

fast



NLN DIMENSIONS (mm)				
AMPS	A	B	C	D
1-30	51	14		
35-60	76	21		
65-100			149	27
110-200			181	40
225-400			219	53
450-600			264	66

Fast acting for general purpose applications

PART NO.	AMP	PART NO.	AMP
NLN1	1A	NLN60	60A
NLN2	2A	NLN70	70A
NLN3	3A	NLN80	80A
NLN4	4A	NLN90	90A
NLN5	5A	NLN100	100A
NLN6	6A	NLN110	110A
NLN7	7A	NLN125	125A
NLN8	8A	NLN150	150A
NLN10	10A	NLN175	175A
NLN12	12A	NLN200	200A
NLN15	15A	NLN225	225A
NLN20	20A	NLN250	250A
NLN25	25A	NLN300	300A
NLN30	30A	NLN350	350A
NLN35	35A	NLN400	400A
NLN40	40A	NLN450	450A
NLN45	45A	NLN500	500A
NLN50	50A	NLN600	600A


FUSE HOLDERS TO SUIT Refer to page 61

NLS



600VAC

fast



NLS DIMENSIONS (mm)				
AMPS	A	B	C	D
1-30	127	21		
35-60	139	27		
65-100			200	34
110-200			244	46
225-400			295	66
450-600			340	80


Fast acting for general purpose applications

PART NO.	AMP	PART NO.	AMP
NLS1	1A	NLS60	60A
NLS2	2A	NLS70	70A
NLS3	3A	NLS80	80A
NLS4	4A	NLS90	90A
NLS5	5A	NLS100	100A
NLS6	6A	NLS110	110A
NLS7	7A	NLS125	125A
NLS8	8A	NLS150	150A
NLS10	10A	NLS175	175A
NLS12	12A	NLS200	200A
NLS15	15A	NLS225	225A
NLS20	20A	NLS250	250A
NLS25	25A	NLS300	300A
NLS30	30A	NLS350	350A
NLS35	35A	NLS400	400A
NLS40	40A	NLS450	450A
NLS45	45A	NLS500	500A
NLS50	50A	NLS600	600A

FUSE HOLDERS TO SUIT Refer to page 61

Industrial Class RK5

FLNR 250VAC slow




FLNR DIMENSIONS (mm)				
AMPS	A	B	C	D
1-30	51	14		
35-60	76	21		
70-100			149	27
110-200			181	40
225-400			219	53
450-600			264	66

Slow acting for motor circuit protection

PART NO.	AMP	PART NO.	AMP	PART NO.	AMP
FLNR1/10	100MA	FLNR3-2/10	3.2A	FLNR50	50A
FLNR1/8	125MA	FLNR3-1/2	3.5A	FLNR60	60A
FLNR15/100	150MA	FLNR4	4A	FLNR70	70A
FLNR2/10	200MA	FLNR4-1/2	4.5A	FLNR75	75A
FLNR1/4	250MA	FLNR5	5A	FLNR80	80A
FLNR3/10	300MA	FLNR5-6/10	5.6A	FLNR90	90A
FLNR4/10	400MA	FLNR6	6A	FLNR100	100A
FLNR1/2	500MA	FLNR6-1/4	6.25A	FLNR110	110A
FLNR6/10	600MA	FLNR7	7A	FLNR125	125A
FLNR8/10	800MA	FLNR7-1/2	7.5A	FLNR150	150A
FLNR1	1A	FLNR8	8A	FLNR175	175A
FLNR1-1/8	1.125A	FLNR9	9A	FLNR200	200A
FLNR1-1/4	1.25A	FLNR10	10A	FLNR225	225A
FLNR1-4/10	1.4A	FLNR12	12A	FLNR250	250A
FLNR1-1/2	1.5A	FLNR15	15A	FLNR300	300A
FLNR1-6/10	1.6A	FLNR17-1/2	17.5A	FLNR350	350A
FLNR1-8/10	1.8A	FLNR20	20A	FLNR400	400A
FLNR2	2A	FLNR25	25A	FLNR450	450A
FLNR2-1/4	2.25A	FLNR30	30A	FLNR500	500A
FLNR2-1/2	2.5A	FLNR35	35A	FLNR600	600A
FLNR2-8/10	2.8A	FLNR40	40A		
FLNR3	3A	FLNR45	45A		

FUSE HOLDERS TO SUIT Refer to page 61

FLSR 600VAC slow



FLSR DIMENSIONS (mm)				
AMPS	A	B	C	D
1-30	127	21		
35-60	139	27		
70-100			200	34
110-200			244	46
225-400			295	66
450-600			340	80

Slow acting for motor circuit protection

PART NO.	AMP	PART NO.	AMP	PART NO.	AMP
FLSR1/10	100MA	FLSR3-2/10	3.2A	FLSR50	50A
FLSR1/8	125MA	FLSR3-1/2	3.5A	FLSR60	60A
FLSR15/100	150MA	FLSR4	4A	FLSR70	70A
FLSR2/10	200MA	FLSR4-1/2	4.5A	FLSR75	75A
FLSR1/4	250MA	FLSR5	5A	FLSR80	80A
FLSR3/10	300MA	FLSR5-6/10	5.6A	FLSR90	90A
FLSR4/10	400MA	FLSR6	6A	FLSR100	100A
FLSR1/2	500MA	FLSR6-1/4	6.25A	FLSR110	110A
FLSR6/10	600MA	FLSR7	7A	FLSR125	125A
FLSR8/10	800MA	FLSR7-1/2	7.5A	FLSR150	150A
FLSR1	1A	FLSR8	8A	FLSR175	175A
FLSR1-1/8	1.125A	FLSR9	9A	FLSR200	200A
FLSR1-1/4	1.25A	FLSR10	10A	FLSR225	225A
FLSR1-4/10	1.4A	FLSR12	12A	FLSR250	250A
FLSR1-1/2	1.5A	FLSR15	15A	FLSR300	300A
FLSR1-6/10	1.6A	FLSR17-1/2	17.5A	FLSR350	350A
FLSR1-8/10	1.8A	FLSR20	20A	FLSR400	400A
FLSR2	2A	FLSR25	25A	FLSR450	450A
FLSR2-1/4	2.25A	FLSR30	30A	FLSR500	500A
FLSR2-1/2	2.5A	FLSR35	35A	FLSR600	600A
FLSR2-8/10	2.8A	FLSR40	40A		
FLSR3	3A	FLSR45	45A		


FUSE HOLDERS TO SUIT Refer to page 61

Industrial Class J

JTD 600VAC slow



Slow acting for circuits with high inrush currents



JTD DIMENSIONS (mm)					
AMPS	A	B	C	D	E
1-30	57	21			
35-60	60	27			
70-100			117	29	92
110-200			146	38	111
225-400			181	51	133
450-600			203	64	152

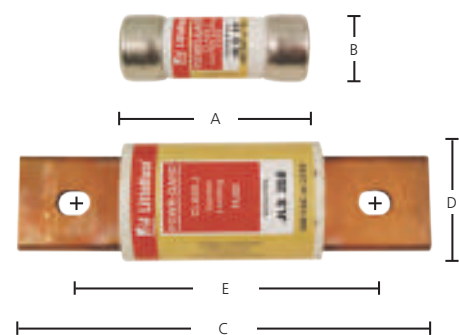
PART NO.	AMP	PART NO.	AMP
JTD8/10	800MA	JTD20	20A
JTD1	1A	JTD25	25A
JTD1-1/4	1.25A	JTD30	30A
JTD1-1/2	1.5A	JTD35	35A
JTD1-6/10	1.6A	JTD40	40A
JTD1-8/10	1.8A	JTD45	45A
JTD2	2A	JTD50	50A
JTD2-1/4	2.25A	JTD60	60A
JTD2-1/2	2.5A	JTD70	70A
JTD2-8/10	2.8A	JTD80	80A
JTD3	3A	JTD90	90A
JTD3-2/10	3.2A	JTD100	100A
JTD3-1/2	3.5A	JTD110	110A
JTD4	4A	JTD125	125A
JTD4-1/2	4.5A	JTD150	150A
JTD5	5A	JTD175	175A
JTD5-6/10	5.6A	JTD200	200A
JTD6	6A	JTD225	225A
JTD7	7A	JTD250	250A
JTD8	8A	JTD300	300A
JTD9	9A	JTD350	350A
JTD10	10A	JTD400	400A
JTD12	12A	JTD450	450A
JTD15	15A	JTD500	500A
JTD17-1/2	17.5A	JTD600	600A

FUSE HOLDERS TO SUIT Refer to page 61

JLS 600VAC fast



Fast acting for general purpose applications



JLS DIMENSIONS (mm)					
AMPS	A	B	C	D	E
1-30	57	21			
35-60	60	27			
70-100			117	29	92
110-200			146	38	111
225-400			181	51	133
450-600			203	64	152

PART NO.	AMP	PART NO.	AMP
JLS1	1A	JLS90	90A
JLS3	3A	JLS100	100A
JLS6	6A	JLS110	110A
JLS10	10A	JLS125	125A
JLS15	15A	JLS150	150A
JLS20	20A	JLS175	175A
JLS25	25A	JLS200	200A
JLS30	30A	JLS225	225A
JLS35	35A	JLS250	250A
JLS40	40A	JLS300	300A
JLS45	45A	JLS350	350A
JLS50	50A	JLS400	400A
JLS60	60A	JLS450	450A
JLS70	70A	JLS500	500A
JLS80	80A	JLS600	600A


FUSE HOLDERS TO SUIT Refer to page 61

Industrial Class T

JLLN



300VAC
fast



JLLN DIMENSIONS (mm)					
AMPS	A	B	C	D	E
1-30	22.4	10.3			
35-60	22.4	14.1			
70-100			54.9	20.6	39.6
110-200			62.0	26.9	42.9
225-400			69.8	33.8	46.7
450-600			77.7	41.1	51.6
700-800			85.8	52.8	64.3
1000-1200			102.0	63.5	64.3

Fast acting for general purpose applications


PART NO.	AMP	PART NO.	AMP
JLLN1	1A	JLLN110	110A
JLLN2	2A	JLLN125	125A
JLLN3	3A	JLLN150	150A
JLLN6	6A	JLLN175	175A
JLLN10	10A	JLLN200	200A
JLLN15	15A	JLLN225	225A
JLLN20	20A	JLLN250	250A
JLLN25	25A	JLLN300	300A
JLLN30	30A	JLLN350	350A
JLLN35	35A	JLLN400	400A
JLLN40	40A	JLLN450	450A
JLLN45	45A	JLLN500	500A
JLLN50	50A	JLLN600	600A
JLLN60	60A	JLLN700	700A
JLLN70	70A	JLLN800	800A
JLLN80	80A	JLLN1000	1000A
JLLN90	90A	JLLN1100	1100A
JLLN100	100A	JLLN1200	1200A

FUSE HOLDERS TO SUIT Refer to page 61

JLLS



600VAC
fast



JLLS DIMENSIONS (mm)						
AMPS	A	B	C	D	E	F
1-30	38.1	14.5				
35-60	39.9	20.6				25.4
70-100			75.0	20.8	59.7	
110-200			82.8	27.2	63.7	
225-400			92.1	40.5	69.1	
450-600			101.2	52.4	75.0	
700-800			110.0	63.5	80.5	
900-1200			134.0	66.8	96.5	

Fast acting for general purpose applications

PART NO.	AMP	PART NO.	AMP
JLLS1	1A	JLLS125	125A
JLLS2	2A	JLLS150	150A
JLLS3	3A	JLLS175	175A
JLLS6	6A	JLLS200	200A
JLLS10	10A	JLLS225	225A
JLLS15	15A	JLLS250	250A
JLLS20	20A	JLLS300	300A
JLLS25	25A	JLLS350	350A
JLLS30	30A	JLLS400	400A
JLLS35	35A	JLLS450	450A
JLLS40	40A	JLLS500	500A
JLLS45	45A	JLLS600	600A
JLLS50	50A	JLLS700	700A
JLLS60	60A	JLLS800	800A
JLLS70	70A	JLLS900	900A
JLLS80	80A	JLLS1000	1000A
JLLS90	90A	JLLS1100	1100A
JLLS100	100A	JLLS1200	1200A
JLLS110	110A		

FUSE HOLDERS TO SUIT Refer to page 61

Industrial Class L

KLPC

600VAC (480VDC)
time delay



Time delay for Class L applications.

PART NO.	AMP	PART NO.	AMP
KLPC200	200	KLPC1350	1350
KLPC250	250	KLPC1400	1400
KLPC300	300	KLPC1500	1500
KLPC350	350	KLPC1600	1600
KLPC400	400	KLPC1800	1800
KLPC450	450	KLPC1900	1900
KLPC500	500	KLPC2000	2000
KLPC600	600	KLPC2100	2100
KLPC601	601	KLPC2200	2200
KLPC650	650	KLPC2300	2300
KLPC700	700	KLPC2500	2500
KLPC750	750	KLPC3000	3000
KLPC800	800	KLPC3500	3500
KLPC900	900	KLPC4000	4000
KLPC1000	1000	KLPC4500	4500
KLPC1100	1100	KLPC5000	5000
KLPC1200	1200	KLPC6000	6000
KLPC1300	1300		

KLLU

600VAC (300VDC)
time delay



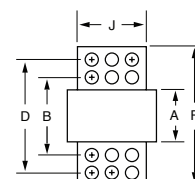
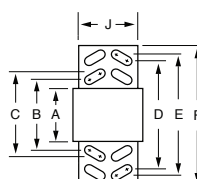
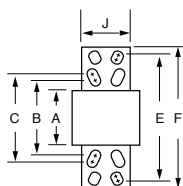
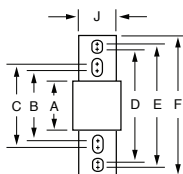
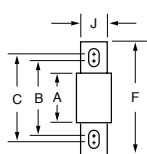
Time delay for Class L applications (higher peak let through current).

PART NO.	AMP	PART NO.	AMP
KLLU601	601	KLLU1400	1400
KLLU650	650	KLLU1500	1500
KLLU700	700	KLLU1600	1600
KLLU750	750	KLLU1800	1800
KLLU800	800	KLLU2000	2000
KLLU900	900	KLLU2500	2500
KLLU1000	1000	KLLU3000	3000
KLLU1200	1200	KLLU3500	3500
KLLU1350	1350	KLLU4000	4000

KLPC & KLLU DIMENSIONS

All dimensions in mm

AMPS	A	B	C	D	E	F	J	K
200-800	95.3	146.1	171.5			219.1	50.8	63.5
900-1200	95.3	146.1	171.5	235.0	241.3	273.1	50.8	63.5
1300-1600	95.3	146.1	171.5	235.0	241.3	273.1	60.3	76.2
1800-2000	95.3	146.1	171.5	235.0	241.3	273.1	69.9	88.9
2100-2500	101.6	146.1	171.5	235.0	241.3	273.1	88.9	127.0
2501-3000	101.6	146.1	171.5	235.0	241.3	273.1	101.6	127.0
3500-4000	101.6	146.1	171.5	235.0	241.3	273.1	120.7	146.1
4500-5000	101.6	146.1		235.0		273.1	133.4	181.0
6000	101.6	146.1		235.0		273.1	133.4	181.0




Semiconductor

L25S



250VAC (250VDC*)

*250VDC 1A-200A, 200VDC 225A-800A



L25S DIMENSIONS (mm)				
AMPS	A	B	C	D
35-60	81.0	60.3	41.4	20.6
70-200	79.5	60.3	41.4	31.0
225-700	97.5	65.8	40.1	38.1
800	97.5	65.8	40.1	50.8

Semiconductor protection

PART NO.	AMP
CARTRIDGE SHAPE	
L25S-1	1A
L25S-2	2A
L25S-3	3A
L25S-4	4A
L25S-5	5A
L25S-6	6A
L25S-8	8A
L25S-10	10A
L25S-12	12A
L25S-15	15A
L25S-20	20A
L25S-25	25A
L25S-30	30A

FUSE HOLDERS TO SUIT Refer to pages 45

PART NO.	AMP
WITH TAGS	
L25S-35	35A
L25S-40	40A
L25S-45	45A
L25S-50	50A


PART NO.	AMP
WITH TAGS	
L25S-60	60A
L25S-70	70A
L25S-80	80A
L25S-90	90A
L25S-100	100A
L25S-125	125A
L25S-150	150A
L25S-175	175A
L25S-200	200A
L25S-225	225A
L25S-250	250A
L25S-275	275A
L25S-300	300A
L25S-350	350A
L25S-400	400A
L25S-450	450A
L25S-500	500A
L25S-600	600A
L25S-700	700A
L25S-800	800A

FUSE HOLDERS TO SUIT Refer to pages 61

A30QS



300VAC/DC



A30QS DIMENSIONS (mm)				
AMPS	A	B	C	D
35-60	81.0	60.3	41.4	21.0
70-200	80.0	60.3	41.4	31.0
225-700	98.0	65.8	40.0	38.0
800	98.0	65.8	40.0	50.8

Semiconductor protection

PART NO.	AMP
CARTRIDGE SHAPE	
A30QS1-1	1A
A30QS2-1	2A
A30QS3-1	3A
A30QS4-1	4A
A30QS5-1	5A
A30QS6-1	6A
A30QS7-1	7A
A30QS8-1	8A
A30QS10-1	10A
A30QS12-1	12A
A30QS15-1	15A
A30QS20-1	20A
A30QS25-1	25A
A30QS30-1	30A

FUSE HOLDERS TO SUIT Refer to pages 45

PART NO.	AMP
WITH TAGS	
A30QS35-4	35A
A30QS40-4	40A
A30QS50-4	50A
A30QS60-4	60A
A30QS70-4	70A
A30QS80-4	80A

PART NO.	AMP
WITH TAGS	
A30QS90-4	90A
A30QS100-4	100A
A30QS125-4	125A
A30QS130-4	130A
A30QS150-4	150A
A30QS175-4	175A
A30QS200-4	200A
A30QS225-4	225A
A30QS250-4	250A
A30QS300-4	300A
A30QS350-4	350A
A30QS400-4	400A
A30QS450-4	450A
A30QS500-4	500A
A30QS550-4	550A
A30QS600-4	600A
A30QS700-4	700A
A30QS800-4	800A


FUSE HOLDERS TO SUIT Refer to pages 61

Semiconductor

L50S



500VAC (450VDC)



L50S DIMENSIONS (mm)				
AMPS	A	B	C	D
35-60	81.0	60.3	41.4	20.6
70-100	92.2	72.6	54.1	25.4
125-200	92.2	73.0	54.1	31.0
225-400	110.0	78.5	53.1	38.1
450-600	114.0	81.7	56.4	50.8
700-800	164.0	113.1	56.4	63.5

Semiconductor protection

PART NO.	AMP
CARTRIDGE SHAPE	
L50S-10	10A
L50S-12	12A
L50S-15	15A
L50S-20	20A
L50S-25	25A
L50S-30	30A

FUSE HOLDERS TO SUIT Refer to pages 45


PART NO.	AMP
WITH TAGS	
L50S-35	35A
L50S-40	40A
L50S-50	50A
L50S-60	60A
L50S-70	70A
L50S-80	80A
L50S-90	90A
L50S-100	100A
L50S-125	125A
L50S-150	150A
L50S-175	175A
L50S-200	200A
L50S-225	225A
L50S-250	250A
L50S-275	275A
L50S-300	300A
L50S-350	350A
L50S-400	400A
L50S-450	450A
L50S-500	500A
L50S-550	550A
L50S-600	600A
L50S-700	700A
L50S-800	800A

FUSE HOLDERS TO SUIT Refer to pages 61

A50QS



500VAC/DC



A50QS DIMENSIONS (mm)				
AMPS	A	B	C	D
35-100	92.2	72.3	54.1	25.4
125-200	92.2	73.0	54.1	31.0
225-400	110.0	78.6	53.1	38.1
450-600	114.0	81.8	56.4	50.8
700-800	164.3	107.1	56.4	63.5
900-1200	177.0	126.2	81.8	76.2

Semiconductor protection

PART NO.	AMP
WITH TAGS	
A50QS35-4	35A
A50QS40-4	40A
A50QS50-4	50A
A50QS60-4	60A
A50QS70-4	70A
A50QS80-4	80A
A50QS90-4	90A
A50QS100-4	100A
A50QS125-4	125A
A50QS150-4	150A
A50QS175-4	175A
A50QS200-4	200A


PART NO.	AMP
WITH TAGS	
A50QS225-4	225A
A50QS300-4	300A
A50QS350-4	350A
A50QS400-4	400A
A50QS450-4	450A
A50QS500-4	500A
A50QS600-4	600A
A50QS700-4	700A
A50QS800-4	800A
A50QS900-4	900A
A50QS1000-4	1000A
A50QS1200-4	1200A

FUSE HOLDERS TO SUIT Refer to pages 61

Semiconductor

L60S

600VAC



A60X DIMENSIONS (mm)				
AMPS	A	B	C	D
35-60	111.1	90.5	70.6	20.6
70-100	113.5	92.8	73.9	25.4
125-200	111.9	92.9	73.9	31.0
225-400	130.2	103.2	73.2	38.1
450-600	130.2	103.0	73.2	50.8
700-800	184.2	134.5	76.2	63.5

Semiconductor protection

PART NO.	AMP
CARTRIDGE SHAPE	
L60S-1	1A
L60S-2	2A
L60S-3	3A
L60S-4	4A
L60S-5	5A
L60S-6	6A
L60S-8	8A
L60S-10	10A
L60S-12	12A
L60S-15	15A
L60S17.5	17.5A
L60S-20	20A
L60S-25	25A
L60S-30	30A


PART NO.	AMP
CARTRIDGE SHAPE	
L60S-35	35A
L60S-40	40A
L60S-45	45A
L60S-50	50A
L60S-60	60A
L60S-70	70A
L60S-80	80A
L60S-90	90A
L60S-100	100A
L60S-125	125A
L60S-150	150A
L60S-175	175A
L60S-200	200A
L60S-225	225A
L60S-250	250A
L60S-300	300A
L60S-350	350A
L60S-400	400A
L60S-450	450A
L60S-500	500A
L60S-600	600A
L60S-700	700A
L60S-800	800A

FUSE HOLDERS TO SUIT
9108001 (Disconnect switch)

FUSE HOLDERS TO SUIT **Refer to pages 61**

L70S

700VAC (650VDC)



L70S DIMENSIONS (mm)				
AMPS	A	B	C	D
35-60	111.0	91.6	73.2	25.4
70-100	111.0	92.1	73.2	31.0
125-200	129.0	97.6	72.1	38.1
225-400	129.0	97.6	72.1	50.8
450-600	180.0	129.0	72.1	63.5
700-800	173.0	135.0	84.1	73.2

Semiconductor protection

PART NO.	AMP
CARTRIDGE SHAPE	
L70S-10	10A
L70S-15	15A
L70S-20	20A
L70S-25	25A
L70S-30	30A

PART NO.	AMP
WITH TAGS	
L70S-35	35A
L70S-40	40A
L70S-50	50A
L70S-60	60A
L70S-70	70A
L70S-80	80A
L70S-90	90A
L70S-100	100A
L70S-125	125A
L70S-150	150A
L70S-175	175A
L70S-200	200A
L70S-225	225A
L70S-250	250A
L70S-300	300A
L70S-350	350A
L70S-400	400A
L70S-450	450A
L70S-500	500A
L70S-600	600A
L70S-700	700A
L70S-800	800A

FUSE HOLDERS TO SUIT **Refer to pages 45**

FUSE HOLDERS TO SUIT **Refer to pages 61**

Semiconductor

A70QS 700VAC/DC



A70QS DIMENSIONS (mm)				
AMPS	A	B	C	D
35-100	111.0	90.4	73.0	25.4
125-200	111.0	92.0	73.0	31.0
225-400	129.0	97.8	72.2	38.1
450-600	129.0	97.8	72.2	50.8
700-800	180.0	129.5	72.2	63.5

Semiconductor protection

PART NO.	AMP
WITH TAGS	
A70QS35-4	35A
A70QS40-4	40A
A70QS50-4	50A
A70QS60-4	60A
A70QS70-4	70A
A70QS80-4	80A
A70QS90-4	90A
A70QS100-4	100A
A70QS125-4	125A
A70QS150-4	150A
A70QS175-4	175A

PART NO.	AMP
WITH TAGS	
A70QS200-4	200A
A70QS250-4	250A
A70QS300-4	300A
A70QS350-4	350A
A70QS400-4	400A
A70QS450-4	450A
A70QS500-4	500A
A70QS600-4	600A
A70QS700-4	700A
A70QS800-4	800A

FUSE HOLDERS TO SUIT **Refer to pages 61**

A70Q 700VAC (650VDC)



A70Q DIMENSIONS (mm)				
AMPS	A	B	C	D
35-60	111.0	83.8	49.8	31.0
70-100	111.0	83.8	49.8	31.0
125-200	129.0	89.9	49.8	38.1
250-400	129.0	88.3	49.8	50.8
450-600	180.0	113.8	49.8	63.5


Semiconductor protection

PART NO.	AMP
WITH TAGS	
A70Q35-4	35A
A70Q40-4	40A
A70Q50-4	50A
A70Q60-4	60A
A70Q70-4	70A
A70Q80-4	80A
A70Q90-4	90A
A70Q100-4	100A
A70Q125-4	125A
A70Q150-4	150A

PART NO.	AMP
WITH TAGS	
A70Q175-4	175A
A70Q200-4	200A
A70Q250-4	250A
A70Q300-4	300A
A70Q350-4	350A
A70Q400-4	400A
A70Q450-4	450A
A70Q500-4	500A
A70Q600-4	600A

FUSE HOLDERS TO SUIT **Refer to pages 61**

A100P 1000VAC (750VDC)



A100P DIMENSIONS (mm)				
AMPS	A	B	C	D
35-60	127.0	107.5	173.0	25.4
80-100	127.0	107.5	173.0	31.0
125-200	145.0	113.5	88.1	38.1
225-400	145.0	113.5	88.1	50.8
500-1000	196.0	145.0	88.1	63.5

Semiconductor protection

PART NO.	AMP
CARTRIDGE SHAPE	
A100P15-1	15A
A100P20-1	20A
A100P25-1	25A
A100P30-1	30A

PART NO.	AMP
WITH TAGS	
A100P125-4	125A
A100P150-4	150A
A100P200-4	200A
A100P225-4	225A
A100P250-4	250A
A100P300-4	300A
A100P350-4	350A
A100P400-4	400A
A100P500-4	500A
A100P600-4	600A
A100P650-4	650A
A100P700-4	700A
A100P800-4	800A
A100P1000-4	1000A

FUSE HOLDERS TO SUIT **Contact Fuseco**

PART NO.	AMP
WITH TAGS	
A100P35-4	35A
A100P40-4	40A
A100P50-4	50A
A100P60-4	60A
A100P80-4	80A
A100P100-4	100A

FUSE HOLDERS TO SUIT **Refer to page 61**

Industrial Fuse Holders

FUSE BLOCKS open fuse base



SERIES	CLASS / TYPE	FOR USE WITH	AMP RATING
FH25	Class H, K5 & R 250V	NLN	1-600
LFH60	Class H, K5 & R 600V	NLS	1-600
LFR25	Class H, K5 & R 250V	FLNR (ID), KLNLR	1/10-600
LFR60	Class H, K5 & R 600V	FLSR (ID), KLSR	1/10-600
LFJ60	Class J 600V	JTD	8/10-600
LFJ60	Class J 600V	JLS	1-600
LFT30	Class T 300V	JLLN	1-1200
LFT60	Class T 600V	JLLS	1-1200
LFG60	Class G 600V	SLC	1/2-20
LFG60	Class G 480V	SLC	25-60
L600-C	Class CC	CCMR, KDR, KLKR	1-30
L600-M	Midget fuses	BLF, BLN, BLS, FLA, FLM, FLQ, FLU, KLK, KLKD, KLQ	1-30
LE	Midget fuses	10x38mm	1-30

Semiconductor Fuse holders

LSCR 1000VAC modular fuse bases



Fuse holders to suit bolt in fuses

PART NO.	AMP	PART NO.	AMP
LSCR001	400A	LSCR002	800A
Suitable for	AMP	Suitable for	AMP
L25S, A30QS	35-200	L25S, A30QS	225-800
L50S	35-100	L50S	225-800
A50QS	35-200	A50QS	225-800
L60S	35-200	L60S	225-800
L70S, A70QS	35-200	L70S, A70QS	125-800
A100P	35-60	A100P	125-800

FUSE BLOCKS 1000VAC fuse base



One piece fuse holder to suit bolt in fuses

PART NO.	FOR USE WITH	AMP	PART NO.	FOR USE WITH	AMP
P243	L25S, A30QS	35-200	P266A	L60S	225-600
	L50S	35-60		L70S	125-400
	L60S, A70QS	35-200		A70QS	225-600
P243C	L70S	35-100	P266C	L50S, A50QS	225-600
	A70Q	125-400		A70Q	35-100
P243E	L50S	70-200	P266F	L70S	450-800
	A50QS	35-200		L60S, A70QS	700-800
P243G	L25S, A30QS	225-800	P266G	A100P	35-100
			P266L	A100P	125-400
				A70Q	450-600

FuseMaster NH Fuses

NH00F/NH000F

500VAC
fast (gG)

FUSEMASTER



DIMENSIONS (mm) REFER TO DIAGRAM BELOW					
AMP	Size	A	B	C	D
4-100	00C	49	78	40	21
125-160	00	49	78	48	30

Class gG for cable and line protection

PART NO.	SIZE	AMP
NH000F-2	00C	2
NH000F-4	00C	4
NH000F-6	00C	6
NH000F-10	00C	10
NH000F-16	00C	16
NH000F-20	00C	20
NH000F-25	00C	25
NH000F-32	00C	32
NH000F-35	00C	35
NH000F-40	00C	40
NH000F-50	00C	50
NH000F-63	00C	63
NH000F-80	00C	80
NH000F-100	00C	100
NH00F-125	00	125
NH00F-160	00	160

FUSE HOLDERS TO SUIT Refer to page 68, 69

NH1F

500VAC
fast (gG)

FUSEMASTER


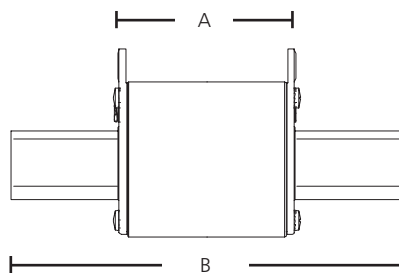


DIMENSIONS (mm) REFER TO DIAGRAM BELOW					
AMP	Size	A	B	C	D
16-160	1C	65	135	46	28
200-250	1	65	135	46	46

Class gG for cable and line protection

PART NO.	SIZE	AMP
NH1F-16	1C	16
NH1F-20	1C	20
NH1F-25	1C	25
NH1F-32	1C	32
NH1F-35	1C	35
NH1F-40	1C	40
NH1F-50	1C	50
NH1F-63	1C	63
NH1F-80	1C	80
NH1F-100	1C	100
NH1F-125	1C	125
NH1F-160	1C	160
NH1F-200	1	200
NH1F-224	1	224
NH1F-250	1	250

FUSE HOLDERS TO SUIT Refer to page 68, 69



FuseMaster NH Fuses

NH2F 500VAC fast (gG)



FUSEMASTER

Class gG for cable and line protection

PART NO.	SIZE	AMP
NH2F-35	2CC	35
NH2F-40	2CC	40
NH2F-50	2CC	50
NH2F-63	2CC	63
NH2F-80	2CC	80
NH2F-100	2CC	100
NH2F-125	2CC	125
NH2F-160	2CC	160
NH2F-200	2C	200
NH2F-224	2C	224
NH2F-250	2C	250
NH2F-300	2	300
NH2F-315	2	315
NH2F-355	2	355
NH2F-400	2	400

DIMENSIONS (mm)		REFER TO DIAGRAM BELOW			
AMP	Size	A	B	C	D
35-160	2CC	65	150	46	28
200-250	2C	65	150	47.5	47.5
300-400	2	65	150	56	56.5

FUSE HOLDERS TO SUIT Refer to page 68, 69

NH3F 500VAC fast (gG)



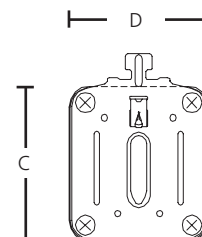
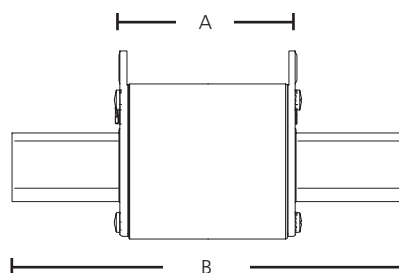
FUSEMASTER

Class gG for cable and line protection

PART NO.	SIZE	AMP
NH3F-315	3C	315
NH3F-355	3C	355
NH3F-400	3C	400
NH3F-425	3	425
NH3F-500	3	500
NH3F-630	3	630


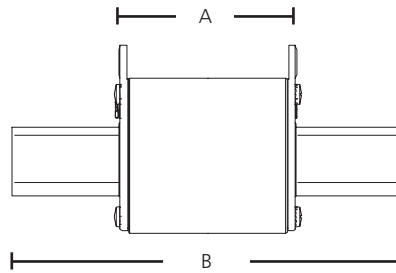
DIMENSIONS (mm)		REFER TO DIAGRAM BELOW			
AMP	Size	A	B	C	D
125-400	3C	68	150	56.5	57
425-630	3	68	150	66.5	67

FUSE HOLDERS TO SUIT Refer to page 68, 69



Size 00/000

FUSE HOLDERS TO SUIT Refer to pages 68, 69



200013 / 2000113
500VAC (220VDC)
fast (gG)



Class gG for cable and line protection

DIMENSIONS (mm) REFER TO DIAGRAM ABOVE						
PART NO.	AMPS	SIZE	A	B	C	D
200013	2-100	000	47	78	40.5	20.5
2000113	125-160	00	47	78	46	29.5

PART NO.	AMP	PART NO.	AMP
2000013-2	2A	2000013-35	35A
2000013-4	4A	2000013-40	40A
2000013-6	6A	2000013-50	50A
2000013-10	10A	2000013-63	63A
2000013-16	16A	2000013-80	80A
2000013-20	20A	2000013-100	100A
2000013-25	25A	2000113-125	125A
2000013-32	32A	2000113-160	160A
2000013-35	35A		

2047713 / 2020913
690VAC (220VDC)
fast (gG)



Class gG for cable and line protection

DIMENSIONS (mm) REFER TO DIAGRAM ABOVE						
PART NO.	AMPS	SIZE	A	B	C	D
2047713	6-50	000	47	78	40.5	20.5
2020913	63-125	00	47	78	46	29.5

PART NO.	AMP	PART NO.	AMP
2047713-6	6A	2047713-40	40A
2047713-10	10A	2047713-50	50A
2047713-16	16A	2020913-63	63A
2047713-20	20A	2020913-80	80A
2047713-25	25A	2020913-100	100A
2047713-32	32A	2020913-125	125A
2047713-35	35A		

2047708 / 2020908
690VAC
slow (aM)



Class aM for motor applications and other circuits with high inrush currents

DIMENSIONS (mm) REFER TO DIAGRAM ABOVE						
PART NO.	AMPS	SIZE	A	B	C	D
2047708	2-50	000	47	78	40.5	20.5
2020908	63-160	00	47	78	46	29.5

PART NO.	AMP	PART NO.	AMP
2047708-2	2A	2047708-35	35A
2047708-4	4A	2047708-40	40A
2047708-6	6A	2047708-50	50A
2047708-10	10A	2020908-63	63A
2047708-16	16A	2020908-80	80A
2047708-20	20A	2020908-100	100A
2047708-25	25A	2020908-125	125A
2047708-32	32A	2020908-160	160A

ULTRA RAPID FUSES
690VAC
gR/aR



Class gR and aR for the protection of semiconductors

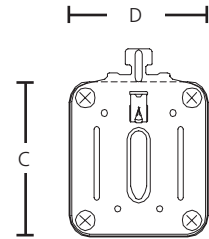
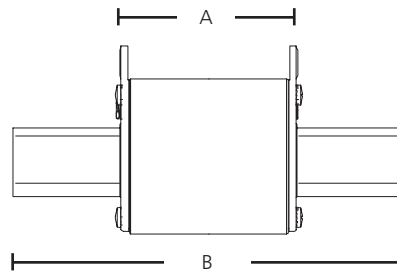
PERFORMANCE	AMP
gR	10A - 100A
aR	125A - 315A

DIMENSIONS (mm) REFER TO DIAGRAM ABOVE						
PART NO.	AMPS	SIZE	A	B	C	D
2047720	6-50	000	47	78	40.5	20.5
2020920	63-160	00	47	78	46	29.5
170M...	200-315	00	54	79	40.5	20.5

PART NO.	AMP	TOTAL I ² t @ 690V (A ² s)	PART NO.	AMP	TOTAL I ² t @ 690V (A ² s)
2047720-10	10A	18	2020920-63	63A	1400
2047720-16	16A	40	2020920-80	80A	2600
2047720-20	20A	91	2020920-100	100A	4500
2047720-25	25A	90	2020920-125	125A	9100
2047720-32	32A	330	2020920-160	160A	15000
2047720-35	35A	380	170M1570	200A	28000
2047720-40	40A	450	170M1571	250A	51500
2047720-50	50A	820	170M1572	315A	80500

Size 1

FUSE HOLDERS TO SUIT Refer to pages 68, 69



2000313



500VAC (440VDC)
fast (gG)

Class gG for cable and line protection

DIMENSIONS (mm)		REFER TO DIAGRAM ABOVE				
PART NO.	AMPS	SIZE	A	B	C	D
2000313	16-160	1	65	135	46	29.5
2000313	200-315	1	65	135	51.5	42

PART NO.	AMP	PART NO.	AMP
2000313-16	16A	2000313-100	100A
2000313-20	20A	2000313-125	125A
2000313-25	25A	2000313-160	160A
2000313-35	35A	2000313-200	200A
2000313-40	40A	2000313-224	224A
2000313-50	50A	2000313-250	250A
2000313-63	63A	2000313-315	315A
2000313-80	80A		

2021113



690VAC (440VDC)
fast (gG)

Class gG for cable and line protection

DIMENSIONS (mm)		REFER TO DIAGRAM ABOVE				
PART NO.	AMPS	SIZE	A	B	C	D
2021113	16-250	1	65	135	51.5	42

PART NO.	AMP	PART NO.	AMP
2021113-16	16A	2021113-63	63A
2021113-20	20A	2021113-80	80A
2021113-25	25A	2021113-100	100A
2021113-32	32A	2021113-125	125A
2021113-35	35A	2021113-160	160A
2021113-40	40A	2021113-200	200A
2021113-50	50A	2021113-250	250A

2021108



690VAC
slow (aM)

Class aM for motor applications and other circuits with high inrush currents

DIMENSIONS (mm)		REFER TO DIAGRAM ABOVE				
PART NO.	AMPS	SIZE	A	B	C	D
2021108	16-250	1	65	135	51.5	42

PART NO.	AMP	PART NO.	AMP
2021108-16	16A	2021108-80	80A
2021108-20	20A	2021108-100	100A
2021108-25	25A	2021108-125	125A
2021108-35	35A	2021108-160	160A
2021108-40	40A	2021108-200	200A
2021108-50	50A	2021108-224	224A
2021108-63	63A	2021108-250	250A

ULTRA RAPID FUSES



690VAC
gR/aR



PERFORMANCE	AMP
gR	16A - 100A
aR	125A - 400A

Class gR and aR for the protection of semiconductors


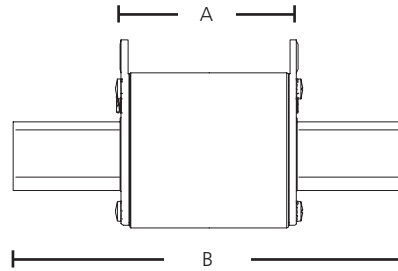
DIMENSIONS (mm)		REFER TO DIAGRAM ABOVE				
PART NO.	AMPS	SIZE	A	B	C	D
2021120	16-315	1	65	135	51.5	42
170M....	350-400	1	69	135	43	45

16-100A class gR / 125-400A class aR

PART NO.	AMP	TOTAL I ² t @ 690V (A ² s)	PART NO.	AMP	TOTAL I ² t @ 690V (A ² s)
2021120-16	16A	Contact Fuseco	2021120-100	100A	4700
2021120-20	20A		2021120-125	125A	7600
2021120-25	25A		2021120-160	160A	14000
2021120-32	32A		2021120-200	200A	21000
2021120-40	40A		570	2021120-250	250A
2021120-50	50A	1000	2021120-315	315A	76000
2021120-63	63A	1800	170M3818	355A	68500
2021120-80	80A	3400	170M3819	400A	105000

Size 2

FUSE HOLDERS TO SUIT Refer to pages 68, 69



2000413
500VAC (440VDC)
fast (gG)



Class gG for cable and line protection

DIMENSIONS (mm) REFER TO DIAGRAM ABOVE						
PART NO.	AMPS	SIZE	A	B	C	D
2000413	35-160	2	65	150	46	29.5
2000413	200-250	2	65	150	51.5	42
2000413	300-400	2	65	150	59	53

PART NO.	AMP	PART NO.	AMP
2000413-35	35A	2000413-200	200A
2000413-40	40A	2000413-224	224A
2000413-50	50A	2000413-250	250A
2000413-63	63A	2000413-300	300A
2000413-80	80A	2000413-315	315A
2000413-100	100A	2000413-355	355A
2000413-125	125A	2000413-400	400A
2000413-160	160A		

2021213
690VAC (440VDC)
fast (gG)



Class gG for cable and line protection

DIMENSIONS (mm) REFER TO DIAGRAM ABOVE						
PART NO.	AMPS	SIZE	A	B	C	D
2021213	35-200	2	65	150	51.5	42
2021213	224-400	2	65	150	59	53

PART NO.	AMP	PART NO.	AMP
2021213-35	35A	2021213-200	200A
2021213-40	40A	2021213-224	224A
2021213-50	50A	2021213-250	250A
2021213-63	63A	2021213-300	300A
2021213-80	80A	2021213-315	315A
2021213-100	100A	2021213-355	355A
2021213-125	125A	2021213-400	400A
2021213-160	160A		

2021208
690VAC
slow (aM)



Class aM for motor applications and other circuits with high inrush currents

DIMENSIONS (mm) REFER TO DIAGRAM ABOVE						
PART NO.	AMPS	SIZE	A	B	C	D
2021208	35-200	2	65	150	51.5	42
2021208	250-400	2	65	150	59	53

PART NO.	AMP	PART NO.	AMP
2021208-35	35A	2021208-160	160A
2021208-50	50A	2021208-200	200A
2021208-63	63A	2021208-250	250A
2021208-80	80A	2021208-315	315A
2021208-100	100A	2021208-355	355A
2021208-125	125A	2021208-400	400A

ULTRA RAPID FUSES
690VAC (aR)



Class aR for the protection of semiconductors

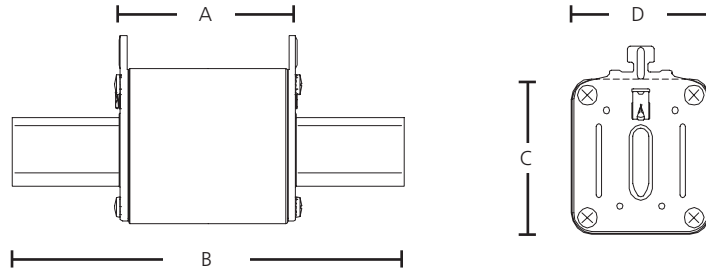
DIMENSIONS (mm) REFER TO DIAGRAM ABOVE						
PART NO.	AMPS	SIZE	A	B	C	D
2021220	80-250	2	65	150	51.5	42
2021220	315-450	2	65	150	59	53
170M...	500-700	2	69	150	59	55

PART NO.	AMP	TOTAL I ² t @ 690V (A ² s)	PART NO.	AMP	TOTAL I ² t @ 690V (A ² s)
2021220-80	80A	Contact Fuseco	2021220-350	350A	100000
2021220-100	100A		2021220-400	400A	145000
2021220-125	125A		2021220-450	450A	220000
2021220-160	160A	14000	170M5810	500A	145000
2021220-200	200A	21000	170M5811	550A	190000
2021220-250	250A	63000	170M5812	630A	275000
2021220-315	315A	76000	170M5813	700A	405000

16-100A class gR / 125-400A class aR

Size 3

FUSE HOLDERS TO SUIT Refer to pages 68, 69



2000513
500VAC (400VDC)
fast (gG)



Class gG for cable and line protection

DIMENSIONS (mm) REFER TO DIAGRAM ABOVE						
PART NO.	AMPS	SIZE	A	B	C	D
2000513	315-400	3	65	150	59	53
2000513	425-630	3	65	150	73.5	65

PART NO.	AMP	PART NO.	AMP
2000513-315	315A	2000513-450	450A
2000513-355	355A	2000513-500	500A
2000513-400	400A	2000513-630	630A
2000513-425	425A	V228523	800A

2021313
690VAC (440VDC)
fast (gG)



Class gG for cable and line protection

DIMENSIONS (mm) REFER TO DIAGRAM ABOVE						
PART NO.	AMPS	SIZE	A	B	C	D
2021313	300-315	3	65	150	59	53
2021313	355-425	3	65	150	73.5	65
2021313	500-630	3	65	150	73	73

PART NO.	AMP	PART NO.	AMP
2021313-300	300A	2021313-425	425A
2021313-315	315A	2021313-500	500A
2021313-355	355A	2021313-630	630A
2021313-400	400A		

2021308
690VAC
slow (aM)



Class aM for motor applications and other circuits with high inrush currents

DIMENSIONS (mm) REFER TO DIAGRAM ABOVE						
PART NO.	AMPS	SIZE	A	B	C	D
2021308	315	3	65	150	59	53
2021308	400	3	65	150	73.5	65
2021308	500-630	3	65	150	73	73

PART NO.	AMP
2021308-315	315A
2021308-400	400A
2021308-500	500A
2021308-630	630A

ULTRA RAPID FUSES
690VAC (aR)



Class aR for the protection of semiconductors

DIMENSIONS (mm) REFER TO DIAGRAM ABOVE						
PART NO.	AMPS	SIZE	A	B	C	D
2021320	315-400	3	65	150	59	53
2021320	450-710	3	65	150	73.5	65
2021320	800	3	68	150	74	76
170M...	900-1000	3	68	150	74	76

PART NO.	AMP	TOTAL I ² t @ 690V (A ² s)	PART NO.	AMP	TOTAL I ² t @ 690V (A ² s)
2021320-250	250A	-	2021320-550	550A	400000
2021320-315	315A	76000	2021320-630	630A	490000
2021320-350	350A	100000	2021320-710	710A	610000
2021320-400	400A	150000	2021320-800	800A	1050000
2021320-450	450A	220000	170M6813	900A	670000
2021320-500	500A	300000	170M6814	1000A	945000

Size 4 & 4A



Size 4A



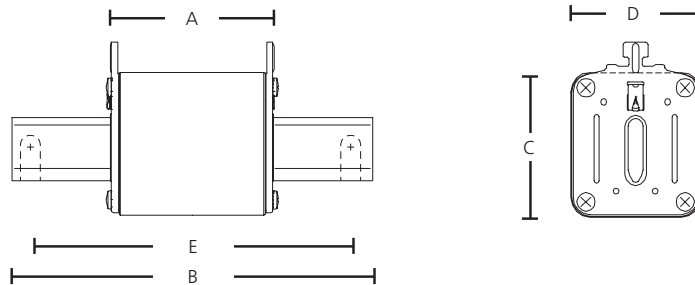
Size 4

Size 4A (Blade)

PART NO.	VOLTAGE	AMP	PERFORMANCE	A	B	C	D	E
2012013	500V	400-1600	gG	87	200	110	102	-
2022713	690V	400-800	gG	87	200	110	102	-
2022708	690V	400-1000	aM	87	200	110	102	-

Size 4 (Slotted Blade)

PART NO.	VOLTAGE	AMP	PERFORMANCE	A	B	C	D	E
2000613	500V	400-1250	gG	65	200	110	102	150
2022813	500V	1600	gG	87	200	110	102	150
2022513	690V	400-800	gG	65	200	110	102	150
2022508	690V	400-1000	aM	65	200	110	102	150



NH Open Fuse Base



Single pole



Single pole with shrouds & cover



Triple pole



Triple pole with shrouds & cover


FUSEMASTER

PART NO.	NH SIZE	AMP	VOLTAGE
Single Pole			
NH00-1B	00/000	160A	690V
NH1-1B	1	250A	690V
NH2-1B	2	400A	690V
NH3-1B	3	630A	690V
Single Pole with Shrouds & Cover			
NH00-1BSC	00/000	160A	690V
NH1-1BSC	1	250A	690V
NH2-1BSC	2	400A	690V
NH3-1BSC	3	630A	690V
Triple Pole			
NH00-3B	00/000	160A	690V
NH1-3B	1	250A	690V
NH2-3B	2	400A	690V
NH3-3B	3	630A	690V
Triple Pole with Shrouds & Cover			
NH00-3BSC	00/000	160A	690V
NH1-3BSC	1	250A	690V
NH2-3BSC	2	400A	690V
NH3-3BSC	3	630A	690V

NH Fuse Disconnect Switches

690VAC

FUSEMASTER



PART NO.	TO SUIT FUSE SIZE	POLE	DESCRIPTION	PACK QTY
NH00-3DS	00	3	Triple Pole 160A Disconnect Switch	1
NH1-3DS	1	3	Triple Pole 250A Disconnect Switch	1
NH2-3DS	2	3	Triple Pole 400A Disconnect Switch	1
NH3-3DS	3	3	Triple Pole 630A Disconnect Switch	1
NH00-3DSBB	00	3	Triple Pole 160A Disconnect Switch for Bus Bar	1
NH1-3DSBB	1	3	Triple Pole 250A Disconnect Switch for Bus Bar	1
NH2-3DSBB	2	3	Triple Pole 400A Disconnect Switch for Bus Bar	1
NH3-3DSBB	3	3	Triple Pole 630A Disconnect Switch for Bus Bar	1

Note For Semiconductor (Ultra Rapid) Fuses

Watts loss values of fuse and fuse holder combined must be considered if intending to use semiconductor fuses in these enclosed holders. Contact Fuseco for further advice.

OPTIONS:

ALSO AVAILABLE IN:

- ELECTRONIC MONITORING
- MECHANICAL MONITORING
- SIZE 4
- SINGLE POLE

NH Fuse Accessories



GRIP HANDLES



PART NO.	DESCRIPTION	SIZE	VOLTAGE	PACK SIZE
2200102	Grip Handle	00-3	690V	1
2200105	Protected Grip Tool	00-3	690V	1
2203101	Grip Handle	3	1500V	1
2212001	Grip Handle	4-4a	690V	1

NH NEUTRAL LINKS



SIZE	SIBA PART NO.	FUSEMASTER PART NO.	AMP RATING	VOLTAGE	PACK SIZE
					
00	2400102	NH00-NL	160A	690V	10
0	2400202	-	160A	690V	10
1	2400302	NH1NL	250A	690V	10
2	2400402	NH2-NL	400A	690V	10
3	2400502	NH3-NL	630A	690V	10
4	2400602	-	1250A	690V	10
4a	2400607	-	1250A	690V	10

DIN80-000 Offset Tag


2028204



Class aR for semiconductor protection. Size 000, compact body

660VAC

ultra rapid (gR/aR)



PERFORMANCE	AMP
gR	16A - 100A
aR	125A - 160A

PART NO.	AMP	POWER LOSS	TOTAL I ² t @ 660V (A ² s)
2028204-16	16A	5W	70
2028204-20	20A	6W	120
2028204-25	25A	7W	200
2028204-32	32A	9W	450
2028204-35	35A	9W	550
2028204-40	40A	10W	700

PART NO.	AMP	POWER LOSS	TOTAL I ² t @ 660V (A ² s)
2028204-50	50A	11W	1300
2028204-63	63A	13W	2300
2028204-80	80A	18W	3500
2028204-100	100A	22W	6400
2028204-125	125A	24W	11200
2028204-160	160A	28W	29000


2028220



Class aR for semiconductor protection. Size 000, compact body

690VAC/700VAC

ultra rapid (gR/aR)



PERFORMANCE	AMP
gR	16A - 100A
aR	125A - 160A

PART NO.	AMP	POWER LOSS	TOTAL I ² t @ 660V (A ² s)
2028220-32	32A	8W	290
2028220-35	35A	9W	360
2028220-40	40A	10W	500
2028220-50	50A	12W	770
2028220-63	63A	14W	1400
2028220-80	80A	18W	2600
2028220-100	100A	22W	4000

PART NO.	AMP	POWER LOSS	TOTAL I ² t @ 660V (A ² s)
2028220-125	125A	26W	7200
2028220-160	160A	32W	15400
2028220-180	180A	35W	20400
2028220-200	200A	39W	25000
2028220-250	250A	47W	44000
2028220-315	315A	58W	77000

2055804




Class aR for semiconductor protection. Size 000, compact body

660VAC

ultra rapid (gR/aR)

with microswitch facility



PERFORMANCE	AMP
gR	16A - 100A
aR	125A - 160A

PART NO.	AMP	POWER LOSS	TOTAL I ² t @ 660V (A ² s)
2055804-16	16A	5W	70
2055804-20	20A	6W	120
2055804-25	25A	7W	200
2055804-32	32A	9W	450
2055804-35	35A	9W	550
2055804-40	40A	10W	700

PART NO.	AMP	POWER LOSS	TOTAL I ² t @ 660V (A ² s)
2055804-50	50A	11W	1300
2055804-63	63A	13W	2300
2055804-80	80A	18W	3500
2055804-100	100A	22W	6400
2055804-125	125A	24W	11200
2055804-160	160A	28W	29000

Fuse Holders for DIN80-00/000

2118901

Open fuse base



2118908

Fuse base with covers



Note:

Can only be used with DIN80 - 00/000 fuses WITHOUT micro switch facility.


DIN80-000 Offset Tag

2055820



Class aR for semiconductor protection. Size 000, compact body

690VAC/700VAC
ultra rapid (aR),
with microswitch
facility



PART NO.	AMP	POWER LOSS	TOTAL I ² t @ 660V (A ² s)
2055820-32	32A	8W	290
2055820-35	35A	9W	360
2055820-40	40A	10W	500
2055820-50	50A	12W	770
2055820-63	63A	14W	1400
2055820-80	80A	18W	2600
2055820-100	100A	22W	4000

PART NO.	AMP	POWER LOSS	TOTAL I ² t @ 660V (A ² s)
2055820-125	125A	26W	7200
2055820-160	160A	32W	15400
2055820-180	180A	35W	20400
2055820-200	200A	39W	25000
2055820-250	250A	47W	44000
2055820-315	315A	58W	77000


DIN80-00 Offset Tag

2041220



Class aR for semiconductor protection. Size 00 body

690VAC/700VAC
ultra rapid (aR),
with microswitch
facility



PART NO.	AMP	POWER LOSS	TOTAL I ² t @ 660V (A ² s)
2041220-35	35A	8W	360
2041220-40	40A	10W	500
2041220-50	50A	12W	770
2041220-63	63A	14W	1400
2041220-80	80A	17W	2600
2041220-100	100A	21W	4000
2041220-125	125A	25W	7200


PART NO.	AMP	POWER LOSS	TOTAL I ² t @ 660V (A ² s)
2041220-160	160A	31W	15400
2041220-180	180A	34W	23100
2041220-200	200A	37W	27500
2041220-250	250A	44W	46800
2041220-315	315A	53W	86000
2041220-350	350A	57W	110000
2041220-400	400A	68W	156000

2029220



Class aR for semiconductor protection. Size 00. Designed for DC circuits.

700VDC
ultra rapid (aR),



PART NO.	AMP	POWER LOSS	TOTAL I ² t @ 660V (A ² s)
2029220-35	35A	14W	135
2029220-50	50A	17W	530
2029220-63	63A	20W	690
2029220-80	80A	23W	1650
2029220-100	100A	26W	4300

PART NO.	AMP	POWER LOSS	TOTAL I ² t @ 660V (A ² s)
2029220-125	125A	30W	6400
2029220-160	160A	35W	8000
2029220-200	200A	40W	16000
2029220-250	250A	45W	22900
2029220-315	315A	51W	46000

Microswitches for DIN80-00/000

2800201

Black Hammer
Microswitch.
To suit DIN80-00
size fuse.

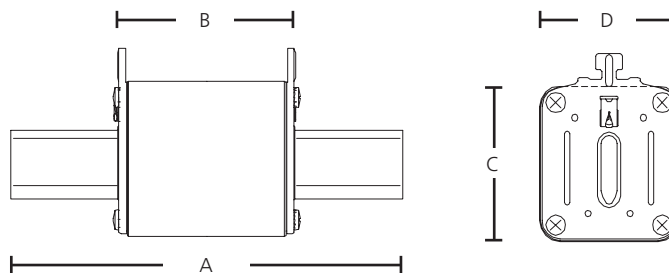


2800202

Red Hammer
Microswitch.
To suit DIN80-000
size fuse.



NH Blade Ultra Rapid



SIZE 00/000

690VAC
ultra rapid
(gR, aR)



Class gR and aR for semiconductor protection

DIMENSIONS (mm)						
PART NO.	AMPS	SIZE	A	B	C	D
2047720	6-50	000	78	47	40.5	20.5
2020920	63-160	00	78	47	46	29.5
170M...	200-315	000	78	47	40.5	20.5

PART NO.	AMP	BODY SIZE	CLASS	POWER LOSS	TOTAL I ² t @ 690V (A ² s)
2047720-6	6A	000	gR	-	-
2047720-10	10A	000	gR	2.5W	18
2047720-16	16A	000	gR	4.1W	40
2047720-20	20A	000	gR	5.5W	91
2047720-25	25A	000	gR	6W	110
2047720-32	32A	000	gR	7.1W	250
2047720-35	35A	000	gR	-	-
2047720-40	40A	000	gR	9.2W	450
2047720-50	50A	000	gR	12W	820
2020920-63	63A	00	gR	14W	1400
2020920-80	80A	00	gR	17W	2600
2020920-100	100A	00	gR	21W	4500
2020920-125	125A	00	aR	25W	9100
2020920-160	160A	00	aR	32W	15000
170M1570	200A	000	aR	37W	28000
170M1571	250A	000	aR	42W	51500
170M1572	315A	000	aR	52W	80500

SIZE 1

690VAC
ultra rapid
(gR, aR)



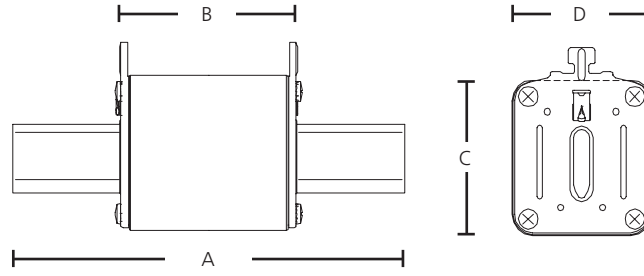
Class gR and aR for cable and line protection

DIMENSIONS (mm)						
PART NO.	AMPS	SIZE	A	B	C	D
2021120	16-315	1	135	65	51.5	42
170M...	355-400	1	135	69	58	45

PART NO.	AMP	CLASS	POWER LOSS	TOTAL I ² t @ 690V (A ² s)
2021120-16	16A	gR	-	-
2021120-20	20A	gR	-	-
2021120-25	25A	gR	-	-
2021120-32	32A	gR	-	-
2021120-40	40A	gR	8W	570
2021120-50	50A	gR	11W	1000
2021120-63	63A	gR	14W	1800
2021120-80	80A	gR	20W	3400
2021120-100	100A	aR	24W	4700
2021120-125	125A	aR	31W	7600
2021120-160	160A	aR	42W	14000
2021120-200	200A	aR	52W	21000
2021120-250	250A	aR	71W	36000
2021120-315	315A	aR	88W	76000
170M3818	355A	aR	55W	68500
170M3819	400A	aR	60W	105000

FUSE HOLDERS TO SUIT Refer to pages 68

NH Blade Ultra Rapid



SIZE 2 690VAC ultra rapid (aR)



DIMENSIONS (mm)						
PART NO.	AMPS	SIZE	A	B	C	D
2021220	125-250	2	150	65	51.5	42
2021220	315-450	2	150	65	59	53
170M...	500-700	2	150	69	59	55

Class aR for semiconductor protection

PART NO.	AMP	POWER LOSS	TOTAL I ² t @ 690V (A ² s)
2021220-80	80A	-	-
2021220-100	100A	-	-
2021220-125	125A	-	-
2021220-160	160A	42W	14000
2021220-200	200A	52W	21000
2021220-250	250A	71W	36000
2021220-315	315A	79W	76000
2021220-350	350A	85W	100000
2021220-400	400A	95W	145000
2021220-450	450A	100W	220000
170M5810	500A	75W	145000
170M5811	550A	80W	190000
170M5812	630A	90W	275000
170M5813	700A	95W	405000

SIZE 3 690VAC ultra rapid (aR)



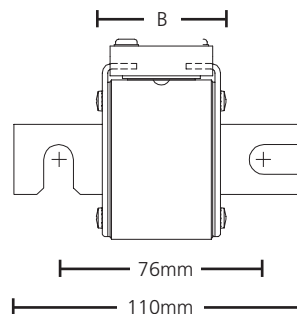
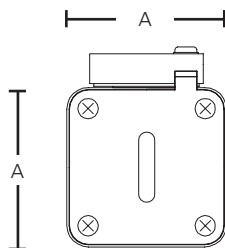
DIMENSIONS (mm)						
PART NO.	AMPS	SIZE	A	B	C	D
2021320	250-400	3	150	65	59	53
2021320	450-710	3	150	65	73.5	65
2021320	800	3	150	68	74	74
170M...	900-1000	3	150	68	74	76

Class aR for semiconductor protection

PART NO.	AMP	POWER LOSS	TOTAL I ² t @ 690V (A ² s)
2021320-250	250A	-	-
2021320-315	315A	79W	76000
2021320-350	350A	85W	100000
2021320-400	400A	95W	150000
2021320-450	450A	95W	220000
2021320-500	500A	100W	300000
2021320-550	550A	110W	400000
2021320-630	630A	130W	490000
2021320-710	710A	150W	610000
2021320-800	800A	120W	1050000
170M6813	900A	125W	670000
170M6814	1000A	-	945000

FUSE HOLDERS TO SUIT Refer to pages 68

DIN80 Square Body



SIZE 1
690VAC*
ultra rapid (aR)



Class aR for semiconductor protection

DIMENSIONS (mm)			
PART NO.	AMPS	A	B
2061232	63-900	51	47.5

PART NO.	AMP	* VOLTAGE
2061232-63	63A	690V
2061232-80	80A	690V
2061232-100	100A	690V
2061232-125	125A	690V
2061232-160	160A	690V
2061232-200	200A	690V
2061232-250	250A	690V
2061232-315	315A	690V
2061232-350	350A	690V

PART NO.	AMP	* VOLTAGE
2061232-400	400A	690V
2061232-450	450A	690V
2061232-500	500A	690V
2061232-550	550A	690V
2061232-630	630A	690V
2061232-700	700A	690V
2061232-800	800A	690V
2061232-900	900A	600V

SIZE 2
690VAC*
ultra rapid (aR)



Class aR for semiconductor protection

DIMENSIONS (mm)			
PART NO.	AMPS	A	B
2062232	400-1250	60	47.5

PART NO.	AMP	* VOLTAGE
2062232-400	400A	690V
2062232-450	450A	690V
2062232-500	500A	690V
2062232-550	550A	690V
2062232-630	630A	690V
2062232-700	700A	690V

PART NO.	AMP	* VOLTAGE
2062232-800	800A	690V
2062232-900	900A	690V
2062232-1000	1000A	690V
2062232-1100	1100A	600V
2062232-1250	1250A	600V

SIZE 3
690VAC*
ultra rapid (aR)



Class aR for semiconductor protection

DIMENSIONS (mm)			
PART NO.	AMPS	A	B
2063232	400-1250	60	47.5

PART NO.	AMP	* VOLTAGE
2063232-500	500A	690V
2063232-550	550A	690V
2063232-630	630A	690V
2063232-700	700A	690V
2063232-800	800A	690V
2063232-900	900A	690V

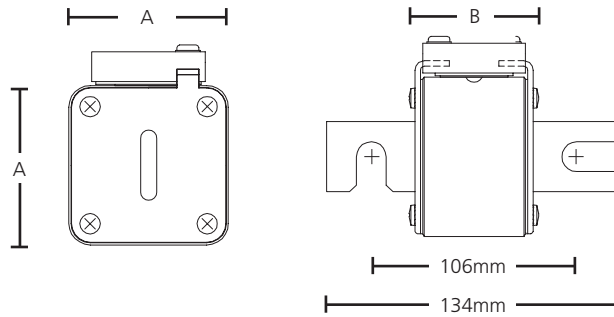
PART NO.	AMP	* VOLTAGE
2063232-1000	1000A	690V
2063232-1100	1100A	690V
2063232-1250	1250A	690V
2063232-1400	1400A	690V
2063232-1500	1500A	600V
2063232-1600	1600A	600V

DIN80 fuse base



PART NO.	DESCRIPTION	AMP	VOLTAGE	PACK SIZE
2131301	Fuse Base with Bolted. Connections DIN Type	630A	900V	1
2131302	Fuse Base with Bolted. Connections DIN Type	1250A	900V	1

DIN110 Square Body



SIZE 1



690VAC*
ultra rapid (aR)

Class aR for semiconductor protection

DIMENSIONS (mm)			
PART NO.	AMPS	A	B
2061532	63-900	51	47.5

PART NO.	AMP	* VOLTAGE
2061532-63	63A	690V
2061532-80	80A	690V
2061532-100	100A	690V
2061532-125	125A	690V
2061532-160	160A	690V
2061532-200	200A	690V
2061532-250	250A	690V
2061532-315	315A	690V
2061532-350	350A	690V

PART NO.	AMP	* VOLTAGE
2061532-400	400A	690V
2061532-450	450A	690V
2061532-500	500A	690V
2061532-550	550A	690V
2061532-630	630A	690V
2061532-700	700A	690V
2061532-800	800A	690V
2061532-900	900A	600V

SIZE 2



690VAC*
ultra rapid (aR)

Class aR for semiconductor protection

DIMENSIONS (mm)			
PART NO.	AMPS	A	B
2062532	250-1250	51	47.5

PART NO.	AMP	* VOLTAGE
2062532-200	200A	690V
2062532-250	250A	690V
2062532-315	315A	690V
2062532-350	350A	690V
2062532-400	400A	690V
2062532-450	450A	690V
2062532-500	500A	690V
2062532-550	550A	690V

PART NO.	AMP	* VOLTAGE
2062532-630	630A	690V
2062532-700	700A	690V
2062532-800	800A	690V
2062532-900	900A	690V
2062532-1000	1000A	690V
2062532-1100	1100A	600V
2062532-1250	1250A	600V

SIZE 3



690VAC*
ultra rapid (aR)

Class aR for semiconductor protection

DIMENSIONS (mm)			
PART NO.	AMPS	A	B
2063532	500-1600	73	49

PART NO.	AMP	* VOLTAGE
2063532-500	500A	690V
2063532-550	550A	690V
2063532-630	630A	690V
2063532-700	700A	690V
2063532-800	800A	690V
2063532-900	900A	690V

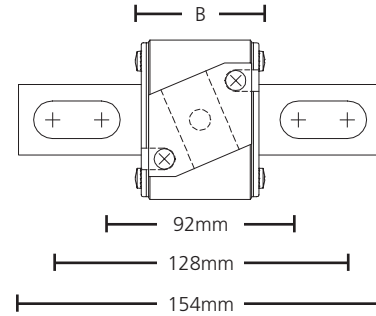
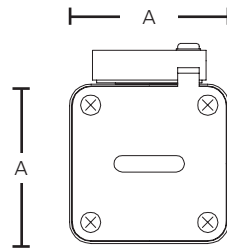
PART NO.	AMP	* VOLTAGE
2063532-1000	1000A	690V
2063532-1100	1100A	690V
2063532-1250	1250A	690V
2063532-1400	1400A	690V
2063532-1500	1500A	600V
2063532-1600	1600A	600V

DIN110 fuse base



PART NO.	DESCRIPTION	AMP RATING	VOLTAGE RATING	PACK SIZE
2132301	Fuse Base with Bolted. Connections DIN Type	630A	1400V	1
2132302	Fuse Base with Bolted. Connections DIN Type	1250A	1400V	1

American Blade Square Body



SIZE 1



690VAC*
ultra rapid (aR)

Class aR for semiconductor protection

DIMENSIONS (mm)			
PART NO.	AMPS	A	B
2061832	63-900	51	47.5

PART NO.	AMP	* VOLTAGE
2061832-63	63A	690V
2061832-80	80A	690V
2061832-100	100A	690V
2061832-125	125A	690V
2061832-160	160A	690V
2061832-200	200A	690V
2061832-250	250A	690V
2061832-315	315A	690V
2061832-350	350A	690V

PART NO.	AMP	* VOLTAGE
2061832-400	400A	690V
2061832-450	450A	690V
2061832-500	500A	690V
2061832-550	550A	690V
2061832-630	630A	690V
2061832-700	700A	690V
2061832-800	800A	690V
2061832-900	900A	600V

SIZE 2



690VAC*
ultra rapid (aR)

Class aR for semiconductor protection

DIMENSIONS (mm)			
PART NO.	AMPS	A	B
2062832	400-1250	60	47.5

PART NO.	AMP	* VOLTAGE
2062832-400	400A	690V
2062832-450	450A	690V
2062832-500	500A	690V
2062832-550	630A	690V
2062832-630	700A	690V
2062832-700	800A	690V

PART NO.	AMP	* VOLTAGE
2062832-800	800A	690V
2062832-900	900A	690V
2062832-1000	1000A	690V
2062832-1100	1100A	600V
2062832-1250	1250A	600V

SIZE 3



690VAC*
ultra rapid (aR)

Class aR for semiconductor protection

DIMENSIONS (mm)			
PART NO.	AMPS	A	B
2063832	500-1600	73	49

PART NO.	AMP	* VOLTAGE
2063832-500	500A	690V
2063832-550	550A	690V
2063832-630	630A	690V
2063832-700	700A	690V
2063832-800	800A	690V
2063832-900	900A	690V

PART NO.	AMP	* VOLTAGE
2063832-1000	1000A	690V
2063832-1100	1100A	690V
2063832-1250	1250A	690V
2063832-1400	1400A	690V
2063832-1500	1500A	600V
2063832-1600	1600A	600V

Fuse Base

LSCR

1000VAC
modular fuse bases

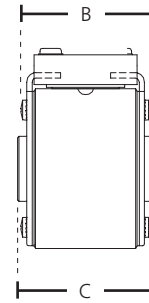
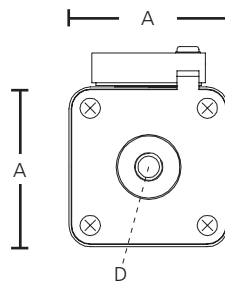


Fuse holders to suit bolt in fuses

PART NO.	AMP
LSCR001	400A
LSCR002	800A



Flush End Square Body



SIZE 1 690VAC* ultra rapid (aR)



Class aR for semiconductor protection

DIMENSIONS (mm)						
PART NO.	AMPS	SIZE	A	B	C	D
2066132	63-900	1	51	47.5	51	M8

PART NO.	AMP	* VOLTAGE
2066132-63	63A	690V
2066132-80	80A	690V
2066132-100	100A	690V
2066132-125	125A	690V
2066132-160	160A	690V
2066132-200	200A	690V
2066132-250	250A	690V
2066132-315	315A	690V
2066132-350	350A	690V

PART NO.	AMP	* VOLTAGE
2066132-400	400A	690V
2066132-450	450A	690V
2066132-500	500A	690V
2066132-550	550A	690V
2066132-630	630A	690V
2066132-700	700A	690V
2066132-800	800A	690V
2066132-900	900A	600V

SIZE 2 690VAC* ultra rapid (aR)



Class aR for semiconductor protection

DIMENSIONS (mm)						
PART NO.	AMPS	SIZE	A	B	C	D
2067132	205-1250	2	60	47.5	51	M10

PART NO.	AMP	* VOLTAGE
2067132-250	250A	690V
2067132-350	350A	690V
2067132-400	400A	690V
2067132-450	450A	690V
2067132-500	500A	690V
2067132-550	550A	690V
2067132-630	630A	690V

PART NO.	AMP	* VOLTAGE
2067132-700	700A	690V
2067132-800	800A	690V
2067132-900	900A	690V
2067132-1000	1000A	690V
2067132-1100	1100A	600V
2067132-1250	1250A	600V

SIZE 3 690VAC* ultra rapid (aR)



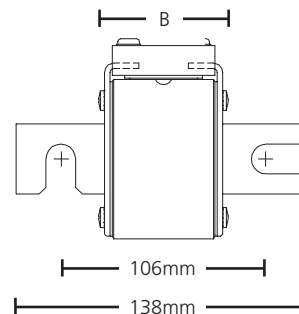
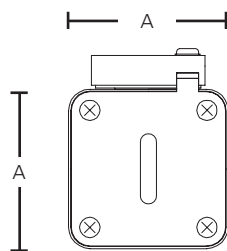
Class aR for semiconductor protection

DIMENSIONS (mm)						
PART NO.	AMPS	SIZE	A	B	C	D
2068132	500-1600	3	73	49	51	M12
2068152	1800-2250	3	73	49	59	M12

PART NO.	AMP	* VOLTAGE
2068132-500	500A	690V
2068132-550	550A	690V
2068132-630	630A	690V
2068132-700	700A	690V
2068132-800	800A	690V
2068132-900	900A	690V
2068132-1000	1000A	690V
2068132-1100	1100A	690V

PART NO.	AMP	* VOLTAGE
2068132-1250	1250A	690V
2068132-1400	1400A	690V
2068132-1500	1500A	600V
2068132-1600	1600A	600V
2068152-1800	1800A	550V
2068152-2000	2000A	550V
2068152-2250	2250A	550V

DIN110 Square Body (1250V)



SIZE 1



1250VAC*
ultra rapid (aR)

Class aR for semiconductor protection

DIMENSIONS (mm)			
PART NO.	AMPS	A	B
2071532	50-630	51	70.5

PART NO.	AMP	* VOLTAGE
2071532-50	50A	1250V
2071532-63	63A	1250V
2071532-80	80A	1250V
2071532-100	100A	1250V
2071532-125	125A	1250V
2071532-160	160A	1250V
2071532-200	200A	1250V
2071532-250	250A	1250V

PART NO.	AMP	* VOLTAGE
2071532-315	315A	1250V
2071532-350	350A	1250V
2071532-400	400A	1250V
2071532-450	450A	1250V
2071532-500	500A	1100V
2071532-550	550A	1100V
2071532-630	630A	1100V

SIZE 2



1250VAC*
ultra rapid (aR)

Class aR for semiconductor protection

DIMENSIONS (mm)			
PART NO.	AMPS	A	B
2072532	250-800	60	70.5

PART NO.	AMP	* VOLTAGE
2072532-250	250A	1250V
2072532-280	280A	1250V
2072532-315	315A	1250V
2072532-350	350A	1250V
2072532-400	400A	1250V
2072532-450	450A	1250V

PART NO.	AMP	* VOLTAGE
2072532-500	500A	1250V
2072532-550	550A	1250V
2072532-630	630A	1250V
2072532-700	700A	1100V
2072532-800	800A	1100V

SIZE 3



1250VAC*
ultra rapid (aR)

Class aR for semiconductor protection

DIMENSIONS (mm)			
PART NO.	AMPS	A	B
2073532	315-1400	73	72

PART NO.	AMP	* VOLTAGE
2073532-315	315A	1250V
2073532-350	350A	1250V
2073532-400	400A	1250V
2073532-450	450A	1250V
2073532-500	500A	1250V
2073532-550	550A	1250V
2073532-630	630A	1250V

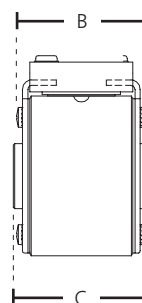
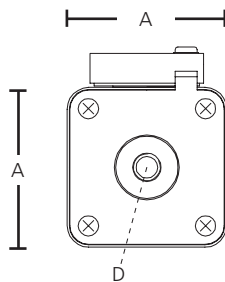
PART NO.	AMP	* VOLTAGE
2073532-700	700A	1250V
2073532-800	800A	1250V
2073532-900	900A	1000V
2073532-1000	1000A	1000V
2073532-1100	1100A	1000V
2073532-1250	1250A	900V
2073532-1400	1400A	900V

DIN110 fuse base



PART NO.	DESCRIPTION	AMP RATING	VOLTAGE RATING	PACK SIZE
2132301	Fuse Base with Bolted. Connections DIN Type	630A	1400V	1
2132302	Fuse Base with Bolted. Connections DIN Type	1250A	1400V	1

Ultra Rapid Flush End (1250V)



SIZE 1 1250VAC* ultra rapid (aR)



Class aR for semiconductor protection

DIMENSIONS (mm)						
PART NO.	AMPS	SIZE	A	B	C	D
2076132	50-630	1	51	70.5	73.5	M8

PART NO.	AMP	* VOLTAGE
2076132-50	50A	1250V
2076132-63	63A	1250V
2076132-80	80A	1250V
2076132-100	100A	1250V
2076132-125	125A	1250V
2076132-160	160A	1250V
2076132-200	200A	1250V
2076132-250	250A	1250V

PART NO.	AMP	* VOLTAGE
2076132-315	315A	1250V
2076132-350	350A	1250V
2076132-400	400A	1250V
2076132-450	450A	1250V
2076132-500	500A	1100V
2076132-550	550A	1100V
2076132-630	630A	1100V

SIZE 2 1250VAC* ultra rapid (aR)



Class aR for semiconductor protection

DIMENSIONS (mm)						
PART NO.	AMPS	SIZE	A	B	C	D
2077132	250-800	2	60	70.5	73.5	M10

PART NO.	AMP	* VOLTAGE
2077132-250	250A	1250V
2077132-280	280A	1250V
2077132-315	315A	1250V
2077132-350	350A	1250V
2077132-400	400A	1250V
2077132-450	450A	1250V

PART NO.	AMP	* VOLTAGE
2077132-500	500A	1250V
2077132-550	550A	1250V
2077132-630	630A	1250V
2077132-700	700A	1100V
2077132-800	800A	1100V

SIZE 3 1250VAC* ultra rapid (aR)



Class aR for semiconductor protection

DIMENSIONS (mm)						
PART NO.	AMPS	SIZE	A	B	C	D
2078132	315-1400	3	73	72	73.5	M12
2078152	1100-1600	3	73	82	91	M12

PART NO.	AMP	* VOLTAGE
2078132-315	315A	1250V
2078132-350	350A	1250V
2078132-400	400A	1250V
2078132-450	450A	1250V
2078132-500	500A	1250V
2078132-550	550A	1250V
2078132-630	630A	1250V
2078132-700	700A	1250V
2078132-800	800A	1250V

PART NO.	AMP	* VOLTAGE
2078132-1000	1000A	1000V
2078132-1100	1100A	1000V
2078132-1250	1250A	900V
2078132-1400	1400A	900V
2078152-1100	1100A	1250V
2078152-1250	1250A	1250V
2078152-1400	1400A	1000V
2078152-1600	1600A	900V

DI - 12.5mm Diameter

1000201
500VAC
fast (gG)
DI, diazed
(prev E16F)



Class gG for cable and line protection

1000201 BOTTLE NECK DIMENSIONS	
AMPS	A (mm)
500mA-6A	6
10A	8
16A	10
20A	12
25A	14

PART NO.	AMP	INDICATOR
1000201-500MA	500mA	WHITE
1000201-1	1A	RED
1000201-2	2A	PINK
1000201-4	4A	BROWN
1000201-6	6A	GREEN
1000201-10	10A	RED
1000201-16	16A	GREY
1000201-20	20A	BLUE
1000201-25	25A	YELLOW

1000207
500VAC
ultra rapid (gR)
DI, silized
(prev E16UR)

Class gR for semiconductor protection

1000207 BOTTLE NECK DIMENSIONS	
AMPS	A (mm)
2A-6A	6
10A	8
16A	10
20A	12
25-30A	14

PART NO.	AMP	INDICATOR
1000207-2	2A	PINK
1000207-4	4A	BROWN
1000207-6	6A	GREEN
1000207-10	10A	RED
1000207-16	16A	GREY
1000207-20	20A	BLUE
1000207-25	25A	YELLOW
1000207-30	30A	GOLD

DII - 22mm Diameter

1000504
500VAC
fast (gG)
DII, diazed
(prev E27F)



Class gG for cable and line protection

1000504 BOTTLE NECK DIMENSIONS	
AMPS	A (mm)
500mA-6A	6
10A	8
16A	10
20A	12
25A	14

PART NO.	AMP	INDICATOR
1000504-500MA	500mA	WHITE
1000504-1	1A	GREY
1000504-1.6	1.6A	RED
1000504-2	2A	PINK
1000504-4	4A	BROWN
1000504-6	6A	GREEN
1000504-10	10A	RED
1000504-16	16A	GREY
1000504-20	20A	BLUE
1000504-25	25A	YELLOW

1000507
500VAC
ultra rapid (gR)
DII, silized
(prev E27UR)

Class gR for semiconductor protection

1000507 BOTTLE NECK DIMENSIONS	
AMPS	A (mm)
2A-6A	6
10A	8
16A	10
20A	12
25-30A	14

PART NO.	AMP	INDICATOR
1000507-2	2A	PINK
1000507-4	4A	BROWN
1000507-6	6A	GREEN
1000507-10	10A	RED
1000507-16	16A	GREY
1000507-20	20A	BLUE
1000507-25	25A	YELLOW
1000507-30	30A	GOLD

DIII - 27mm Diameter

1000704

500VAC
fast (gG)
DIII, diazed
(prev E33F)



Class gG for cable and line protection

1000704 BOTTLE NECK DIMENSIONS	
AMPS	A (mm)
35A	16
50A	18
63A	20

PART NO.	AMP	INDICATOR
1000704-35	35A	BLACK
1000704-50	50A	WHITE
1000704-63	63A	COPPER

1000707

500VAC
ultra rapid (gR)
DIII, silized
(prev E33UR)

Class gR for semiconductor protection

1000707 BOTTLE NECK DIMENSIONS	
AMPS	A (mm)
35A	16
50A	18
63A	20

PART NO.	AMP	INDICATOR
1000707-35	35A	BLACK
1000707-50	50A	WHITE
1000707-63	63A	COPPER

DIV - 33mm Diameter

1000904

500VAC
fast (gG)
DIV, diazed
(prev E44F)



Class gG for cable and line protection

1000904 BOTTLE NECK DIMENSIONS	
AMPS	A (mm)
80A	5
100A	7

PART NO.	AMP	INDICATOR
1000904-80	80A	SILVER
1000904-100	100A	RED

1000907

500VAC
ultra rapid (gR)
DIV, silized
(prev E44UR)

Class gR for semiconductor protection

1000907 BOTTLE NECK DIMENSIONS	
AMPS	A (mm)
80A	5
100A	7

PART NO.	AMP	INDICATOR
1000907-80	80A	SILVER
1000907-100	100A	RED

Neozed

1002704

1002804

1002904

400VAC/250VDC

fast, (gG)

D01, D02, D03



Class gG for cable and line protection

1002704 & 1002904 BOTTLE NECK DIMENSIONS			
	AMPS	A	B
D01 (E14)	1-16A	36	11
D02 (E18)	20-63A	36	15
D03 (M30x2)	80-100A	43	24

PART NO.	SIZE	AMP	INDICATOR
1002704-1	D01	1A	-
1002704-2	D01	2A	PINK
1002704-4	D01	4A	BROWN
1002704-6	D01	6A	GREEN
1002704-10	D01	10A	RED
1002704-16	D01	16A	GREY
1002804-20	D02	20A	BLUE
1002804-25	D02	25A	YELLOW
1002804-35	D02	35A	BLACK
1002804-50	D02	50A	WHITE
1002804-63	D02	63A	COPPER
1002904-80	D03	80A	SILVER
1002904-100	D03	100A	RED



1002707

1002807

1002907

440VAC

ultra rapid (gR)

D01, D02, D03



Class gR for semiconductor protection

1002707, 1002807 & 1002907 BOTTLE NECK DIMENSIONS			
	AMPS	A	B
D01 (E14)	1-16A	36	11
D02 (E18)	20-63A	36	15
D03 (M30x2)	80-100A	43	24

PART NO.	SIZE	AMP	INDICATOR
1002707-2	D01	2A	PINK
1002707-4	D01	4A	BROWN
1002707-6	D01	6A	GREEN
1002707-10	D01	10A	RED
1002707-16	D01	16A	GREY
1002807-20	D02	20A	BLUE
1002807-25	D02	25A	YELLOW
1002807-35	D02	35A	BLACK
1002807-50	D02	50A	WHITE
1002807-63	D02	63A	COPPER
1002907-80	D03	80A	SILVER
1002907-100	D03	100A	RED



Miscellaneous

RL1 380VAC Chinese standard



Fast acting for general applications (Usually found in Chinese equipment).

PLEASE NOTE: Dimensions can vary by up to 3mm.



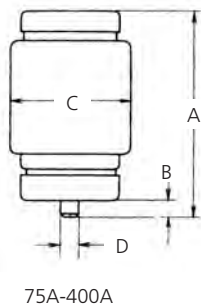
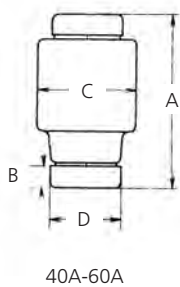
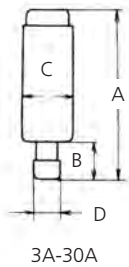
PART NO.	AMP
RL1-2	2A
RL1-4	4A
RL1-6	6A

PART NO.	AMP
RL1-10	10A
RL1-15	15A

BLA 600VAC/DC Japanese standard



Fast acting for general applications



PART NO.	AMP	INDICATOR	A (mm)	B (mm)	C (mm)	D (mm)
BLA-3	3A	PINK	50	10	13	8
BLA-5	5A	BROWN	50	10	13	8
BLA-10	10A	RED	50	10	13	8
BLA-15	15A	GREY	50	10	13	10
BLA-20	20A	BLUE	50	10	13	10
BLA-30	30A	VIOLET	50	10	13	14
BLA-40	40A	BLACK	50	10	27	16
BLA-60	60A	LIGHT RED	50	10	27	20
BLA-75	75A	SILVER	63	5.4	34	5
BLA-100	100A	RED	63	5.4	34	8
BLA-125	125A	YELLOW	63	5.4	47	5
BLA-150	150A	LIGHT RED	63	5.4	47	8
BLA-200	200A	BLUE	63	5.4	47	10
BLA-250	250A	GREEN	63	5.4	61	5
BLA-300	300A	WHITE	63	5.4	61	8
BLA-400	400A	BLACK	63	5.4	61	10

Automotive

MINI 32VDC




Fast acting for general DC applications

PART NO.	AMP	COLOUR
MINI-2	2A	GREY
MINI-3	3A	VIOLET
MINI-4	4A	PINK
MINI-5	5A	TAN
MINI-7.5	7.5A	BROWN

PART NO.	AMP	COLOUR
MINI-10	10A	RED
MINI-15	15A	BLUE
MINI-20	20A	YELLOW
MINI-25	25A	CLEAR
MINI-30	30A	GREEN

AUTO 32VDC



Fast acting for general DC applications

PART NO.	AMP	COLOUR
AUTO-1	1A	BLACK
AUTO-2	2A	GREY
AUTO-3	3A	VIOLET
AUTO-4	4A	PINK
AUTO-5	5A	TAN
AUTO-7.5	7.5A	BROWN
AUTO-10	10A	RED

PART NO.	AMP	COLOUR
AUTO-15	15A	BLUE
AUTO-20	20A	YELLOW
AUTO-25	25A	CLEAR
AUTO-30	30A	GREEN
AUTO-35	35A	BLUE/GREEN
AUTO-40	40A	ORANGE

MAXI 32VDC



Slow (time delay) for general DC applications

PART NO.	AMP	COLOUR
MAXI-20	20A	YELLOW
MAXI-25	25A	GREY
MAXI-30	30A	GREEN
MAXI-35	35A	BROWN
MAXI-40	40A	ORANGE

PART NO.	AMP	COLOUR
MAXI-50	50A	RED
MAXI-60	60A	BLUE
MAXI-70	70A	TAN
MAXI-80	80A	CLEAR

Auto Fuses Holders

FHA7-20 in-line holder for MINI fuse

20A 32VDC rated in-line fuse holder with splash proof cover



FHA5-20 in-line holder for AUTO fuse

20A 32VDC rated in-line fuse holder with splash proof cover



FHA6-80 in-line holder for MAXI fuse

80A 32VDC rated in-line fuse holder with splash proof cover




DC Voltage

MIDI 32VDC slow



Slow acting for DC applications



PART NO.	AMP	COLOUR
MIDI-40	40A	GREEN
MIDI-50	50A	RED
MIDI-60	60A	YELLOW
MIDI-70	70A	BROWN


PART NO.	AMP	COLOUR
MIDI-80	80A	WHITE
MIDI-100	100A	BLUE
MIDI-125	125A	ORANGE
MIDI-150	150A	GREY

FUSE HOLDERS TO SUIT **See Below**

MEGA 32VDC slow



Slow acting for DC applications



PART NO.	AMP	COLOUR
MEGA-60	60A	-
MEGA-80	80A	RED
MEGA-100	100A	YELLOW
MEGA-125	125A	GREEN
MEGA-150	150A	ORANGE

PART NO.	AMP	COLOUR
MEGA-175	175A	WHITE
MEGA-200	200A	BLUE
MEGA-225	225A	TAN
MEGA-250	250A	PINK

FUSE HOLDERS TO SUIT **See Below**

DC Fuse Holders

498900 holder for MIDI fuse 32VDC rated fuse holder



298-1001 holder for MEGA fuse Single assembly fuse holder. Also available in dual and triple assembly



Forklift and DC


9005805



Fast acting for general DC applications

80VDC

fast



PART NO.	AMP
9005805-50	50A
9005805-63	63A
9005805-80	80A
9005805-100	100A
9005805-125	125A
9005805-160	160A
9005805-175	175A

PART NO.	AMP
9005805-200	200A
9005805-250	250A
9005805-300	300A
9005805-325	325A
9005805-355	355A
9005805-425	425A
9005805-500	500A


9005909



Fast acting for general DC applications

24VDC

fast



PART NO.	AMP
9005909-30A	30A
9005909-50A	50A
9005909-80A	80A

PART NO.	AMP
9005909-100A	100A
9005909-150A	150A


CNN



Very fast acting for general DC applications

48VDC

very fast



PART NO.	AMP
CNN35	35A
CNN40	40A
CNN50	50A
CNN60	60A
CNN80	80A
CNN90	90A
CNN100	100A
CNN125	125A
CNN150	150A
CNN175	175A
CNN200	200A

PART NO.	AMP
CNN225	225A
CNN250	250A
CNN275	275A
CNN300	300A
CNN325	325A
CNN350	350A
CNN400	400A
CNN500	500A
CNN600	600A
CNN700	700A
CNN800	800A


CNL



Fast acting for general DC applications

32VDC

fast



PART NO.	AMP
CNL35	35A
CNL40	40A
CNL50	50A
CNL60	60A
CNL80	80A
CNL90	90A
CNL100	100A
CNL125	125A
CNL150	150A
CNL175	175A
CNL200	200A

PART NO.	AMP
CNL225	225A
CNL250	250A
CNL275	275A
CNL300	300A
CNL325	325A
CNL350	350A
CNL400	400A
CNL500	500A
CNL600	600A
CNL700	700A
CNL800	800A


FUSE HOLDERS TO SUIT Refer to pages 87

Forklift and DC Fuses and Holders

CCK



130VDC*
time delay



CCK DIMENSIONS (mm)		
AMPS	A	B
1-15	56	13
20-30	62	13
35-60	76	19
70-120	88	25.4
140-200	91	25.4
225-300	97	25.4

Slow acting for general DC applications


PART NO.	AMP	* VOLTAGE
CCK1	1A	130V
CCK2	2A	130V
CCK10	10A	130V
CCK15	15A	130V
CCK20	20A	130V
CCK25	25A	130V
CCK30	30A	130V
CCK35	35A	130V
CCK40	40A	130V
CCK50	50A	130V
CCK60	60A	130V
CCK70	70A	130V

PART NO.	AMP	* VOLTAGE
CCK75	75A	130V
CCK80	80A	130V
CCK100	100A	130V
CCK120	120A	72V
CCK140	140A	72V
CCK150	150A	72V
CCK160	160A	72V
CCK175	175A	72V
CCK200	200A	72V
CCK225	225A	48V
CCK250	250A	48V
CCK300	300A	48V

CCL



125VDC
time delay



CCL DIMENSIONS (mm)		
AMPS	A	B
30-60	62.33	12.95
80-120	68.58	19.05

Slow acting for general DC applications

PART NO.	AMP
CCL30	30A
CCL35	35A
CCL40	40A
CCL50	50A

PART NO.	AMP
CCL60	60A
CCL80	80A
CCL100	100A
CCL120	120A

CNN/CNL HOLDER

80VDC
fuse holder



Fuse holder to suit DC Fuses

PART NO.	AMP	TO SUIT
CNN/CNL Holder	250A	To suit 9005805, CNN, CNL fuses

9103001



80VDC
fuse holder



Fuse holder to suit DC fuses.

PART NO.	AMP	TO SUIT
9103001	425A	To suit 9005805, CNN, CNL fuses

Back Up Performance (DIN Standard)



VOLTAGE RATING	BODY LENGTH (mm)	SIBA PART NO.	AMP RATING	SIBA DIAMETER	BUSSMANN	BUSSMANN DIAMETER	GEC	GEC DIAMETER
3/7.2 kV	192	3000213 / amp	6.3, 10, 16, 20, 25, 31.5, 40, 50	53	3.6ADOSJ amp	50.8	45DB72VampP	56
	192	3001013 / amp	63, 80, 100, 125	67	3.6WDOSJ amp	50.8	45DB72VampP	65
	192	3001813 / amp	160	85	3.6WFOSJ amp	76.2	45DB72VampP	88
	192	3001814 / amp	200, 250	85	3.6WFOSJ amp	76.2	45DB72VampP	88
	292	3009813 / amp	6.3, 10, 16, 20, 25, 31.5, 40, 50	53	3.6ADLSJ amp 7.2SDLSJ amp	50.8 50.8	FDw7.2-amp-2-6	63
	292	3009913 / amp	63, 80, 100, 125	67	7.2SDLSJ amp 7.2SFLSJ amp	50.8 76.2	FDw7.2-amp-2-6 FDw7.2-amp-2-8	63 88
	292	3010013 / amp	160	85	7.2SFLSJ amp	76.2	-	-
	292	3010014 / amp	200, 250, 315, 355	85	-	-	-	-
	442	3010913 / amp	100, 125	67	-	-	FDw7.2-amp-4-6 FDw7.2-amp-4-8	63 88
	442	3011013 / amp	160	85	-	-	FDw7.2-amp-4-8	88
6/12 kV	192	3011913 / amp	6.3, 10, 16	53	-	-	-	-
	192	3026713 / amp	20, 25, 31.5, 40, 50, 63	67	-	-	-	-
	292	3000413 / amp	6.3, 10, 16, 20, 25, 31.5, 40, 50	53	12SDLSJ amp 12SFLSJ amp	50.8 76.2	45DB120VampP FDw12-amp-2-6 FDw12-amp-2-8	56 63 88
	292	3001213 / amp	63, 80, 100, 125	67	12SDLSJ amp 12SFLSJ amp 12SKLSJ amp	50.8 76.2 76.2	45DB120VampP FDw12-amp-2-6 FDw12-amp-2-8	56/65/88 63 88
	292	3002013 / amp	160	85	12SKLSJ amp 12SXLEJ1 amp	76.2 88.0	45DB120VampP	88
	292	3002014 / amp	200, 250	85	12SKLSJ amp 12SXLEJ2 amp	76.2 88.0	45DB120VampP	88
	442	3010113 / amp	6.3, 10, 16, 20, 25, 31.5, 40, 50	53	-	-	-	-
	442	3010213 / amp	63, 80, 100, 125	67	12THMEJ amp	64	FDw12-amp-4-8	88
	442	3010313 / amp	160	85	12TFMSJ amp	76	FDw12-amp-4-8	88
	442	3010314 / amp	200, 250	85	-	-	-	-
	537	3021113 / amp	100, 125, 160	85	-	-	-	-
	537	3021114 / amp	200, 250, 315	85	-	-	-	-

Back Up Performance (DIN Standard)



VOLTAGE RATING	BODY LENGTH (mm)	SIBA PART NO.	AMP RATING	SIBA DIAMETER	BUSSMANN	BUSSMANN DIAMETER	GEC	GEC DIAMETER
10/24 kV	292	3018013 / amp	6.3, 10, 16	53	-	-	-	-
	292	3022513 / amp	20, 25, 31.5, 40, 50, 63	67	-	-	-	-
	442	3000613 / amp	6.3, 10, 16, 20, 25, 31.5, 40	53	24SDMSJ amp 24SFMSJ amp	50.8 76.2	45DB240VampP FDw24-amp-4-6	56 63
	442	3001413 / amp	50, 63, 80	67	24SHMEJ amp 24SFMSJ amp	63.5 76.2	45DB240VampP FDw24-amp-4-6 FDw24-amp-4-8	56 63 88
	442	3002213 / amp	100, 125, 160	85	24SHMEJ amp 24SKMEJ amp	63.5 76.2	45DB240VampP FDw24-amp-4-8	78 88
	442	3002214 / amp	160, 200	85	24SXMEJ160	88	45DB240VampP	88
	537	3020313 / amp	6.3, 10, 16, 20, 25, 31.5, 40	53	-	-	-	-
	537	3020413 / amp	50, 63, 80	67	-	-	-	-
	537	3019613 / amp	100, 125, 160	85	-	-	-	-
	537	3019614 / amp	200	85	-	-	-	-
20/36 kV	292	3045411 / amp	6.3, 10, 16	67	-	-	-	-
	442	3018113 / amp	6.3, 10, 16	53	-	-	-	-
	442	3029513 / amp	20, 25	67	-	-	-	-
	537	3000813 / amp	6.3, 10, 16, 20, 25	53	36SDQSJ amp	50.8	45DB360VampPD FDw36-amp-5-6	56 63
	537	3001613 / amp	31.5, 40	67	36SFQSJ amp	76.2	45DB360VampPD FDw36-amp-5-8	65 88
	537	3002413 / amp	40, 50, 63, 80, 100	85	36SFQSJ amp 36SXQEJ amp	76.2 88	45DB360VampPD FDw36-amp-5-8	65 88

Full Range Performance (DIN Standard)



VOLTAGE RATING	BODY LENGTH (mm)	SIBA PART NO.	AMP RATING	SIBA DIAMETER	BUSSMANN	BUSSMANN DIAMETER
6/12 kV	292	3000403 / amp	6.3, 10, 16, 20, 25, 31.5, 40	53	12FDLSJ amp 12FFLSJ amp	50.8 76.2
	292	3001203 / amp	50, 63	67	12FFLSJ amp	76.2
	292	3002003 / amp	80, 100	85	12FFLSJ amp 12FXLSJ amp	76.2 88
10/24 kV	442	3000603 / amp	6.3, 10, 16, 20, 25, 31.5	53	24FDMSJ amp	50.8
		3001403 / amp	40, 45	67	24FFMSJ amp	76.2

General Purpose Performance (DIN Standard)



VOLTAGE RATING	BODY LENGTH (mm)	SIBA PART NO.	AMP RATING	SIBA DIAMETER
6/12 kV	292	3000493 / amp	6.3	53
	292	3001293 / amp	8, 10, 16, 20, 25, 31.5, 40	67
	292	3002093 / amp	50, 63, 80, 100	85
10/24 kV	442	3000693 / amp	6.3	53
	442	3001493 / amp	10, 16, 20, 25	67
	442	3002293 / amp	31.5, 40	85


Motor Protection (DIN Standard)



VOLTAGE RATING	BODY LENGTH (mm)	SIBA PART NO.	AMP RATING	SIBA DIAMETER	BUSSMANN	BUSSMANN DIAMETER
3.6 kV	192	Contact Fuseco	50, 63, 80, 100, 125	-	3.6WDOSJ amp	50.8
	192	Contact Fuseco	160, 200	-	3.6WFOSJ amp	76.2
	292	3020153 / amp	50, 63, 80, 100	53	3.6WDLSJ amp	50.8
	292	3020253 / amp	125, 160	67	3.6WDLSJ amp 3.6WFLSJ amp	50.8 76.2
	292	3020054 / amp	200, 224, 250, 315	85	3.6WFLSJ amp 3.6WKLSJ amp	76.2 76.2
	292	3020554 / amp *	355, 400, 450	2 x 85	-	-
7.2 kV	442	3010853 / amp	50, 63, 80, 100	53	7.2WFMSJ amp	76.2
	442	3010953 / amp	125, 160	67	7.2WFMSJ amp	76.2
	442	3011054 / amp	200, 224, 250, 315	85	7.2WKMSJ amp	76.2
	442	3011154 / amp *	355, 400, 450	2 x 85	-	-
12 kV	442	3010153 / amp	50, 63	53	-	-
	442	3010253 / amp	80, 100, 125	67	-	-
	442	3010353 / amp	160	85	-	-
	442	3010354 / amp	200	85	-	-

* Double Body

Oil Fuses (British Standard)



SIBA

VOLTAGE RATING	BODY LENGTH (mm)	SIBA PART NO.	AMP RATING	SIBA DIAMETER	BUSSMANN	BUSSMANN DIAMETER	GEC	GEC DIAMETER
3.6 kV	254	Contact Fuseco	6.3, 10, 16, 20, 25, 31.5, 40, 50, 63, 80, 100, 125, 160, 200	-	3.6OEFMA amp	63.5	-	-
	359	Contact Fuseco	100, 125, 160, 200	-	3.6OEGMA amp	63.5	-	-
	359	Contact Fuseco	250	-	3.6OLGMA amp	63.5	-	-
7.2 kV	254	3013236 / amp	6.3, 10, 16, 20, 25, 31.5, 40, 50, 63, 80, 100, 112	63.5	7.2OEFMA amp	63.5	KSBXO amp	63.5
	359	3023436 / amp	125, 140	63.5	7.2OHGMA amp	63.5	KSMXO amp	63.5
12 kV	254	3014436 / amp	6.3, 10, 16, 20, 25, 31.5, 35, 40, 50, 56, 63, 71, 80, 90, 100	63.5	12OEFMA amp 12OHFMA amp	63.5	KEBXO amp	63.5
	359	3023736 / amp	6.3, 10, 16, 20, 25, 31.5, 35, 40, 45, 50, 63, 80, 90, 100, 125 (145A discontinued)	63.5	12OHGMA amp 12OLGMA amp	63.5	KEMXO amp	63.5
24 kV	359	3015636 / amp	6.3, 10, 16, 20, 25, 31.5, 40, 50, 63, 80	63.5	24OEGMA amp	63.5	-	-

Motor Protection (British Standard)



SIBA

VOLTAGE RATING	BODY LENGTH (mm)	SIBA PART NO.	AMP RATING	SIBA DIAMETER	BUSSMANN	BUSSMANN DIAMETER	GEC	GEC DIAMETER
3.6 kV	254	3026956 / amp	50, 63, 80, 100, 125, 160, 200, 224, 250, 315	76	3.6WDFHO amp	50.8	K81PEX amp K81PRX amp	80
					3.6WFFHO amp	76.2		
					3.6WKFHO amp	76.2		
7.2 kV	403	3027156 / amp	50, 63, 80, 100, 125, 160, 200, 224, 250	76	7.2WFNHO amp	76.2	K81SDX amp	80
					7.2WKNHO amp	76.2		
	403	3027256 / amp*	315, 355, 400, 450	2 x 76	-	-	-	-

* Double Body

Ferrule Air Fuses - Backup Protection (British Standard)



VOLTAGE RATING	BODY LENGTH (mm)	BUSSMANN PART NO.	AMP RATING	BUSSMANN DIAMETER
3.6 kV	254	3.6ADFHA amp	6.3, 10, 16, 20, 25, 31.5, 40	50.8
	359	3.6ADGHA amp	6.3, 10, 16, 20, 25, 31.5, 40, 50, 63, 80, 100	50.8
	359	3.6WFGHO amp	125, 160, 200, 250	76.2
	359	3.6WKGHO amp	315, 355, 400, 450	76.2
7.2 kV	254	7.2ADFHA amp	6.3, 10, 16, 20, 25, 31.5, 40, 50, 63	50.8
	254	7.2AFFHA amp	80, 100	76.2
	359	7.2BDGHA amp	6.3, 10, 16, 20, 25, 31.5, 40, 50, 63, 80	50.8
	359	7.2BFGHA amp	90, 100, 125, 140, 160	76.2
12 kV	254	12ADFHA amp	6.3, 10, 16, 20, 25, 31.5	50.8
	254	12AFFHA amp	40, 50, 63	76.2
	359	12BDGHA amp	6.3, 10, 16, 20, 25, 31.5, 40, 50	50.8
	359	12BFGHA amp	56, 63, 71, 80, 90, 100	76.2
	359	12AKGHA amp	112, 125	76.2
24 kV	564	24ADIHA amp	3.15, 6.3, 10, 16, 20, 25, 31.5, 35.5	50.8
	564	24AFIHA amp	6.3, 10, 16, 20, 25, 31.5, 40, 50, 56, 63, 71, 80, 90	76.2
36 kV	564	36ADIHA amp	3.15, 5, 6.3, 10, 16, 20, 25, 31.5	50.8
	564	36AFIHA amp	3.15, 6.3, 10, 16, 25, 40	76.2
	914	36AFKHA amp	50, 63, 71	76.2
72.5 kV	914	72.5AFKHA amp	3.15, 5, 6.3, 10, 16, 20, 25, 31.5, 40	76.2

Expulsion Drop Out Fuses (Class K)



VOLTAGE RATING	BODY LENGTH (mm)	PROLINK PART NO.	AMP RATING	EQUIVALENT
36 kV	680	Contact Fuseco	1	ZXC705-01BK37
	680	7501638	2	-
	680	7501639	3.15	ZXC705-03BK37
	680	7501640	5	ZXC705-05BK37
	680	Contact Fuseco	6	ZXC705-06BK37
	680	7501642	8	ZXC705-08BK37
	680	7501643	10	ZXC705-10BK37
	680	Contact Fuseco	12	ZXC705-12BK37
	680	7501644	16	ZXC705-16BK37
	680	7501645	20	ZXC705-20BK37
	680	7501646	25	ZXC705-25BK37
	680	7501647	31.5	ZXC705-31BK37
	680	7501648	40	ZXC705-40BK37
	680	7501649	50	ZXC705-50BK37
	680	7501664	63	ZXC705-63BK37
	680	7501665	80	ZXC705-80BK37
	680	7501666	100	ZXC705-100BK37

- 1.** The pricing quoted supersedes previous quotations and may be withdrawn or altered without prior notice.
- 2.** Prices may be subject to variations in the exchange rate and metals.
- 3.** Prices for non-listed and special items are available on request.
- 4.** A request to cancel or vary an order by the purchaser must be received by Fuseco in writing and its acceptance is subject to the discretion of Fuseco.
- 5.** Settlement terms for account holders are thirty (30) days from end of trading month, unless otherwise agreed. Non account holders are strictly C.O.D.
- 6.** The minimum order value accepted for account holders is \$20.00 excluding GST and freight charges. Non account holders minimum order value accepted is \$50.00 excluding GST and freight charges.
- 7.** Fuseco accepts payments via Visa & MasterCard. Credit card payments above \$1,000.00 will incur a 1.5% surcharge.
- 8.** A request for credit or to return goods must be received by Fuseco in writing and its acceptance is subject to the discretion of Fuseco unless the goods have been wrongly or oversupplied. Returned goods shall be delivered to Fuseco, at the customer's expense, unused and in good working order and must be accompanied by an official Fuseco GRA (Goods Return Authority). A 20% restocking fee will apply, or a \$20.00 minimum charge, whichever is greater, except where goods have been wrongly or oversupplied.
- 9.** Fuseco shall only accept claims for shortages in delivery if Fuseco is notified in writing within seven (7) days of receipt of goods.
- 10.** Goods that are specially made to order or indent items not normally stocked, cannot be cancelled once ordered and can only be returned or credited if the goods are faulty, not to specification or otherwise not in accordance with the terms of the contract.
- 11.** To the extent permitted by Law, the products hereby sold are guaranteed against faulty design or workmanship in the context of the execution of their design function. The express warranties hereby stated are in lieu of all other representations, warranties or conditions, express or implied, including but not limited to implied warranties or conditions of merchantable quality and fitness for a particular purpose, and those arising by statute or otherwise in law or from a course of dealing or use of trade.
- 12.** This warranty is limited to the repair or replacement of defective items only. In no event shall Fuseco be liable for any special, indirect or consequential loss or damage of any kind whatsoever or however arising, including any claim for loss of profits, whether claimed under contract, tort or any other legal theory, even if Fuseco has been advised of the possibility of any such damages arising.
- 13.** Fuseco shall at all times retain ownership of, and title in, products supplied pursuant to this order until those products have been paid for in full.



FUSEMASTER®

"Australux"



MERSEN

SIEMENS



JEAN MÜLLER 
the name for safety

1300 FUSECO (1300 387 326)
P: 03 9555 3722
F: 03 9555 3944

www.fuseco.com.au
sales@fuseco.com.au

Fuseco Power Solutions Pty. Ltd.
Unit 4 / 1-7 Friars Road
Moorabbin VIC 3189
Melbourne

PO Box 1425
Moorabbin VIC 3189
Melbourne