





# 3.2

## Ordering details / Dimension drawing

EXIT / EXIT 24 V / EXIT N / EXIT CG-S for Zone 1/21

### Ordering details

Type	Scope of delivery	Cable gland/thread			Standard pictogram ISO 7010 Order No.	Optional pictogram accd. to	
		Plastic cable gland M20	Screw-plug M20	Metal thread M20		DIN 4844	EN 1838
	including cover with silk-screen pictogram (arrow 3h)	1 x M20	1 x M20		<b>1 2191 000 021</b>	<b>1 2191 000 001</b>	<b>1 2191 000 011</b>
	including cover with silk-screen pictogram (arrow 9h)	1 x M20	1 x M20		<b>1 2191 000 022</b>	<b>1 2191 000 002</b>	<b>1 2191 000 012</b>
	including cover with silk-screen pictogram (arrow 6h)	1 x M20	1 x M20		<b>1 2191 000 023</b>	<b>1 2191 000 003</b>	<b>1 2191 000 013</b>
	including cover, clear, without pictogram	1 x M20	1 x M20		<b>1 2191 000 004</b>		
	including cover with silk-screen pictogram (arrow 3h)			2 x M20	<b>1 2191 000 121</b>	<b>1 2191 000 101</b>	<b>1 2191 000 111</b>
	including cover with silk-screen pictogram (arrow 9h)			2 x M20	<b>1 2191 000 122</b>	<b>1 2191 000 102</b>	<b>1 2191 000 112</b>
	including cover with silk-screen pictogram (arrow 6h)			2 x M20	<b>1 2191 000 123</b>	<b>1 2191 000 103</b>	<b>1 2191 000 113</b>
	including cover with silk-screen pictogram (arrow 3h)	1 x M20	1 x M20		<b>1 2191 024 021</b>	<b>1 2191 024 001</b>	<b>1 2191 024 011</b>
	including cover with silk-screen pictogram (arrow 9h)	1 x M20	1 x M20		<b>1 2191 024 022</b>	<b>1 2191 024 002</b>	<b>1 2191 024 012</b>
	including cover with silk-screen pictogram (arrow 6h)	1 x M20	1 x M20		<b>1 2191 024 023</b>	<b>1 2191 024 003</b>	<b>1 2191 024 013</b>
	including cover, clear, without pictogram	1 x M20	1 x M20		<b>1 2191 024 004</b>		
	including cover with silk-screen pictogram (arrow 3h)			2 x M20	<b>1 2191 024 121</b>	<b>1 2191 024 101</b>	<b>1 2191 024 111</b>
	including cover with silk-screen pictogram (arrow 9h)			2 x M20	<b>1 2191 024 122</b>	<b>1 2191 024 102</b>	<b>1 2191 024 112</b>
	including cover with silk-screen pictogram (arrow 6h)			2 x M20	<b>1 2191 024 123</b>	<b>1 2191 024 103</b>	<b>1 2191 024 113</b>
	including cover with silk-screen pictogram (arrow 3h)	1 x M20	1 x M20		<b>1 2191 030 021</b>	<b>1 2191 030 001</b>	<b>1 2191 030 011</b>
	including cover with silk-screen pictogram (arrow 9h)	1 x M20	1 x M20		<b>1 2191 030 022</b>	<b>1 2191 030 002</b>	<b>1 2191 030 012</b>
	including cover with silk-screen pictogram (arrow 6h)	1 x M20	1 x M20		<b>1 2191 030 023</b>	<b>1 2191 030 003</b>	<b>1 2191 030 013</b>
	including cover, clear, without pictogram	1 x M20	1 x M20		<b>1 2191 030 004</b>		
	including cover with silk-screen pictogram (arrow 3h)			2 x M20	<b>1 2191 030 121</b>	<b>1 2191 030 101</b>	<b>1 2191 030 111</b>
	including cover with silk-screen pictogram (arrow 9h)			2 x M20	<b>1 2191 030 122</b>	<b>1 2191 030 102</b>	<b>1 2191 030 112</b>
	including cover with silk-screen pictogram (arrow 6h)			2 x M20	<b>1 2191 030 123</b>	<b>1 2191 030 103</b>	<b>1 2191 030 113</b>
	including cover with silk-screen pictogram (arrow 3h)	1 x M20	1 x M20		<b>1 2191 020 021</b>	<b>1 2191 020 001</b>	<b>1 2191 020 011</b>
	including cover with silk-screen pictogram (arrow 9h)	1 x M20	1 x M20		<b>1 2191 020 022</b>	<b>1 2191 020 002</b>	<b>1 2191 020 012</b>
	including cover with silk-screen pictogram (arrow 6h)	1 x M20	1 x M20		<b>1 2191 020 023</b>	<b>1 2191 020 003</b>	<b>1 2191 020 013</b>
	including cover, clear, without pictogram	1 x M20	1 x M20		<b>1 2191 020 004</b>		
	including cover with silk-screen pictogram (arrow 3h)			2 x M20	<b>1 2191 020 121</b>	<b>1 2191 020 101</b>	<b>1 2191 020 111</b>
	including cover with silk-screen pictogram (arrow 9h)			2 x M20	<b>1 2191 020 122</b>	<b>1 2191 020 102</b>	<b>1 2191 020 112</b>
	including cover with silk-screen pictogram (arrow 6h)			2 x M20	<b>1 2191 020 123</b>	<b>1 2191 020 103</b>	<b>1 2191 020 113</b>
including cover, clear, without pictogram			2 x M20	<b>1 2191 020 104</b>			

Other pictograms or inscriptions available on request

You will find a large selection of cable glands at: [www.crouse-hinds.de/products](http://www.crouse-hinds.de/products) or in catalogue part 2, section 3



Arrow 3h

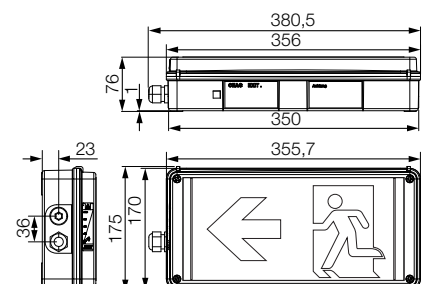


Arrow 9h



Arrow 6h

### EXIT / EXIT CG-S / EXIT N








# Ordering details / Dimension drawing

EXIT 2 / EXIT 2 24 V / EXIT 2 N / EXIT 2 CG-S for Zone 2/22

# 3.2

## Ordering details

Type	Scope of delivery	Cable gland/thread		Standard Piktogramm ISO 7010  Order No.
		Plastic cable gland M20	Screw-plug M20 Metal thread M20	
	EXIT 2 including cover with silk-screen pictogram (arrow 3h)	1 x M20	1 x M20	<b>1 2193 000 021</b>
	including cover with silk-screen pictogram (arrow 9h)	1 x M20	1 x M20	<b>1 2193 000 022</b>
	including cover with silk-screen pictogram (arrow 6h)	1 x M20	1 x M20	<b>1 2193 000 023</b>
	including cover, clear, without pictogram	1 x M20	1 x M20	<b>1 2193 000 004</b>
	including cover with silk-screen pictogram (arrow 3h)		2 x M20	<b>1 2193 000 121</b>
	including cover with silk-screen pictogram (arrow 9h)		2 x M20	<b>1 2193 000 122</b>
	including cover with silk-screen pictogram (arrow 6h)		2 x M20	<b>1 2193 000 123</b>
	including cover, clear, without pictogram		2 x M20	<b>1 2193 000 104</b>
	EXIT 2 24 V including cover with silk-screen pictogram (arrow 3h)	1 x M20	1 x M20	<b>1 2193 024 021</b>
	including cover with silk-screen pictogram (arrow 9h)	1 x M20	1 x M20	<b>1 2193 024 022</b>
	including cover with silk-screen pictogram (arrow 6h)	1 x M20	1 x M20	<b>1 2193 024 023</b>
	including cover, clear, without pictogram	1 x M20	1 x M20	<b>1 2193 024 004</b>
	including cover with silk-screen pictogram (arrow 3h)		2 x M20	<b>1 2193 024 121</b>
	including cover with silk-screen pictogram (arrow 9h)		2 x M20	<b>1 2193 024 122</b>
	including cover with silk-screen pictogram (arrow 6h)		2 x M20	<b>1 2193 024 123</b>
	including cover, clear, without pictogram		2 x M20	<b>1 2193 024 104</b>
	EXIT 2 N including cover with silk-screen pictogram (arrow 3h)	1 x M20	1 x M20	<b>1 2193 030 021</b>
	including cover with silk-screen pictogram (arrow 9h)	1 x M20	1 x M20	<b>1 2193 030 022</b>
	including cover with silk-screen pictogram (arrow 6h)	1 x M20	1 x M20	<b>1 2193 030 023</b>
	including cover, clear, without pictogram	1 x M20	1 x M20	<b>1 2193 030 004</b>
	including cover with silk-screen pictogram (arrow 3h)		2 x M20	<b>1 2193 030 121</b>
	including cover with silk-screen pictogram (arrow 9h)		2 x M20	<b>1 2193 030 122</b>
	including cover with silk-screen pictogram (arrow 6h)		2 x M20	<b>1 2193 030 123</b>
	including cover, clear, without pictogram		2 x M20	<b>1 2193 030 104</b>
	EXIT 2 CG-S including cover with silk-screen pictogram (arrow 3h)	1 x M20	1 x M20	<b>1 2193 020 021</b>
	including cover with silk-screen pictogram (arrow 9h)	1 x M20	1 x M20	<b>1 2193 020 022</b>
	including cover with silk-screen pictogram (arrow 6h)	1 x M20	1 x M20	<b>1 2193 020 023</b>
	including cover, clear, without pictogram	1 x M20	1 x M20	<b>1 2193 020 004</b>
	including cover with silk-screen pictogram (arrow 3h)		2 x M20	<b>1 2193 020 121</b>
	including cover with silk-screen pictogram (arrow 9h)		2 x M20	<b>1 2193 020 122</b>
	including cover with silk-screen pictogram (arrow 6h)		2 x M20	<b>1 2193 020 123</b>
	including cover, clear, without pictogram		2 x M20	<b>1 2193 020 104</b>

Other pictograms or inscriptions available on request

You will find a large selection of cable glands at: [www.crouse-hinds.de/products](http://www.crouse-hinds.de/products) or in catalogue part 2, section 3



Arrow 3h

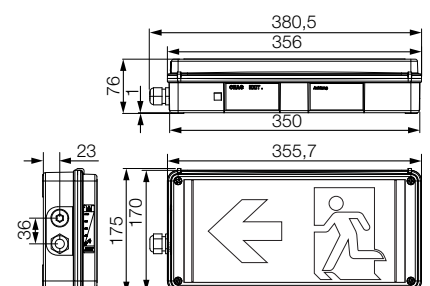


Arrow 9h



Arrow 6h

## EXIT / EXIT CG-S / EXIT N



# 3.2

## Technical data

EXIT / EXIT 24 V / EXIT N / EXIT CG-S for Zone 1/21



### Technical data

	EXIT / EXIT 24 V	EXIT N	EXIT CG-S
EC-Type Examination Certificate	BVS 09 ATEX E 029	BVS 09 ATEX E 029	BVS 09 ATEX E 029
IECEX Certificate of Conformity	IECEX BVS 13.0017	IECEX BVS 13.0017	IECEX BVS 13.0017
Marking accd. to 94/9/EC	D II 2 G Ex e ib mb IIC T6/T5 Gb D II 2 D Ex tb IIIC T80°C Db	D II 2 G Ex e ib mb IIC T6/T5 Gb D II 2 D Ex tb IIIC T80°C Db"	D II 2 G Ex e ib mb IIC T6/T5 Gb D II 2 D Ex tb IIIC T80°C Db
Marking according IECEx	Ex e ib mb IIC T6/T5 Gb Ex tb IIIC T80°C Db	Ex e ib mb IIC T5/T4 Gb Ex tb IIIC T80°C Db	Ex e ib mb IIC T6/T5 Gb Ex tb IIIC T80°C Db
Permissible ambient temperature	-20 °C up to +40°C (T6) -20 °C up to +50°C (T5)	-20 °C up to +40°C (T5) -20 °C up to +50°C (T4) +5 °C up to +35 °C	-20 °C up to +40°C (T6) -20 °C up to +50°C (T5)
specified data			
Battery		12 V/600 mAh NC-Akku	
Rated power	approx. 6 VA	approx. 8 VA	approx. 6 VA
Rated voltage	110 V - 277 V AC 110 V - 250 V DC	110 V - 277 V AC 110 V - 250 V DC	220 V - 254 V AC 195 V - 250 V DC
Rated voltage (optional)	12 - 24 V -15 % / + 20 % (EXIT 24 V)		
Rated current AC/DC	220 V = 20 mA, 110 V = 40 mA	220 V = 27 mA, 110 V = 54 mA	220 V = 20 mA, 110 V = 40 mA
Frequency	DC and 50 - 60 Hz (AC)	DC and 50 - 60 Hz (AC)	DC and 50 - 60 Hz (AC)
Ladezeit		≥ 28 h	
Power factor cos	≥ 0.95	≥ 0.95	≥ 0.95
Circuit	electronic power supply	electronic power supply	electronic power supply
Insulation class	I	I	I
Viewing distance	25 m	25 m	25 m
Lamp/illuminant	High output LEDs, white	High output LEDs, white	High output LEDs, white
Rated emergency operation duration		approx. 3 h	
Dimensions (L x W x H)	356 x 175 x 76 mm	356 x 175 x 76 mm	356 x 175 x 76 mm
Terminals	3 x twin-terminals 2.5 mm <sup>2</sup>	3 x twin-terminals 2.5 mm <sup>2</sup>	3 x twin-terminals 2.5 mm <sup>2</sup>
Enclosure colour	grey, RAL 7035	grey, RAL 7035	grey, RAL 7035
Enclosure material	Polycarbonate	Polycarbonate	Polycarbonate
Weight	2 kg	2.5 kg	2.2 kg
Cable glands/gland plates/enclosure drilling	1 x Ex-e-Cable glands M20 x 1,5 (Plastic) / 1 x Ex-e-Screw-plug M20 oder 2 x M20 x1,5 Metal thread, 1 x Screw-plug M20	1 x Ex-e-Cable glands M20 x 1,5 (Plastic) / 1 x Ex-e-Screw-plug M20 oder 2 x M20 x1,5 Metal thread, 1 x Screw-plug M20	1 x Ex-e-Cable glands M20 x 1,5 (Plastic) / 1 x Ex-e-Screw-plug M20 oder 2 x M20 x1,5 Metal thread, 1 x Screw-plug M20
Type of mounting	Wall mouting	Wall mouting	Wall mouting
Degree of protection accd. EN 60529	IP66	IP66	IP66
Protective cover/protective bowl	Polycarbonate	Polycarbonate	Polycarbonate



### Technical data

	EXIT 2/ EXIT 2 24 V	EXIT 2 N	EXIT 2 CG-S
EC-Declaration of conformity	CCH 13 ATEX 1019	CCH 13 ATEX 1019	CCH 13 ATEX 1019
Marking accd. to 94/9/EC	D II 3 G Ex e ic mc IIC T6/T5 Gc D II 3 D Ex tc IIIC T80°C Dc	D II 3 G Ex e ic mc IIC T5/T4 Gc D II 3 D Ex tc IIIC T80°C Dc	D II 3 G Ex e ic mc IIC T6/T5 Gc D II 3 D Ex tc IIIC T80°C Dc
Permissible ambient temperature	-20 °C up to +40°C (T6) -20 °C up to +50°C (T5)	-20 °C up to +40°C (T5) -20 °C up to +50°C (T4) +5 °C up to +35 °C	-20 °C up to +40°C (T6) -20 °C up to +50°C (T5)
specified data			
Battery		12 V/600 mAh NC-Akku	
Rated power	approx. 6 VA	approx. 8 VA	approx. 6 VA
Rated voltage	110 V - 277 V AC 110 V - 250 V DC	110 V - 277 V AC 110 V - 250 V DC	220 V - 254 V AC 195 V - 250 V DC
Rated voltage (EXIT 24V DC)	12 - 24 V -15 % / + 20 %		
Rated current AC/DC	220 V = 20 mA, 110 V = 40 mA	220 V = 27 mA, 110 V = 54 mA	220 V = 20 mA, 110 V = 40 mA
Frequency	DC and 50 - 60 Hz (AC)	DC and 50 - 60 Hz (AC)	DC and 50 - 60 Hz (AC)
Charging duration (Cap. >90%)		28 h	
Power factor cos	≥ 0.95	≥ 0.95	≥ 0.95
Circuit	electronic power supply	electronic power supply	electronic power supply
Insulation class	I	I	I
Viewing distance	25 m	25 m	25 m
Lamp/illuminant	High output LEDs, white	High output LEDs, white	High output LEDs, white
Rated emergency operation duration		approx. 3 h	
Dimensions (L x W x H)	356 x 175 x 76 mm	356 x 175 x 76 mm	356 x 175 x 76 mm
Terminals	3 x Twin-terminals 2 x 2.5 mm <sup>2</sup>	3 x Twin-terminals 2 x 2.5 mm <sup>2</sup>	3 x Twin-terminals 2 x 2.5 mm <sup>2</sup>
Enclosure colour	grey, RAL 7035	grey, RAL 7035	grey, RAL 7035
Enclosure material	Polycarbonate	Polycarbonate	Polycarbonate
Weight	2 kg	2.5 kg	2.2 kg
Cable glands/gland plates/enclosure drilling	1 x Ex-e-Cable glands M20 x 1,5 (Plastic) / 1 x Ex-e-Screw-plug M20 oder 2 x M20 x1,5 Metal thread, 1 x Screw-plug M20	1 x Ex-e-Cable glands M20 x 1,5 (Plastic) / 1 x Ex-e-Screw-plug M20 oder 2 x M20 x1,5 Metal thread, 1 x Screw-plug M20	1 x Ex-e-Cable glands M20 x 1,5 (Plastic) / 1 x Ex-e-Screw-plug M20 oder 2 x M20 x1,5 Metal thread, 1 x Screw-plug M20
Type of mounting	Wall mouting	Wall mouting	Wall mouting
Degree of protection accd. EN 60529	IP66	IP66	IP66
Protective cover/protective bowl	Polycarbonate	Polycarbonate	Polycarbonate