

Rittal – The System.

Issue 8

Faster – better – everywhere.

► Industrial Enclosure Solutions



ENCLOSURES

POWER DISTRIBUTION

CLIMATE CONTROL

IT INFRASTRUCTURE


SOFTWARE & SERVICES



FRIEDHELM LOH GROUP

Secure your competitive advantage, and look to the power network of the future for Industry 4.0.

Today, end-to-end data is the key to saving time and money in any automated process. Make the most of the engineering expertise of Eplan, the System and automation know-how of Rittal. The virtual prototype is the heart of the digital workflow, linking together all process steps seamlessly and thus establishing the basis for efficiency and effectiveness – from engineering through to automated production and beyond.



Engineering

Having data in the right place, at the right time, and in the required level of detail – that's the challenge facing our customers. It is also our mission. Integrated engineering tools from Eplan and Rittal help you to achieve perfect planning.

System

By using Rittal system solutions, you benefit from our perfectly coordinated modular system comprising enclosure, climate control, power distribution and IT infrastructure systems. The benefits to you: Greater efficiency and productivity, plus the reliability of standardisation.

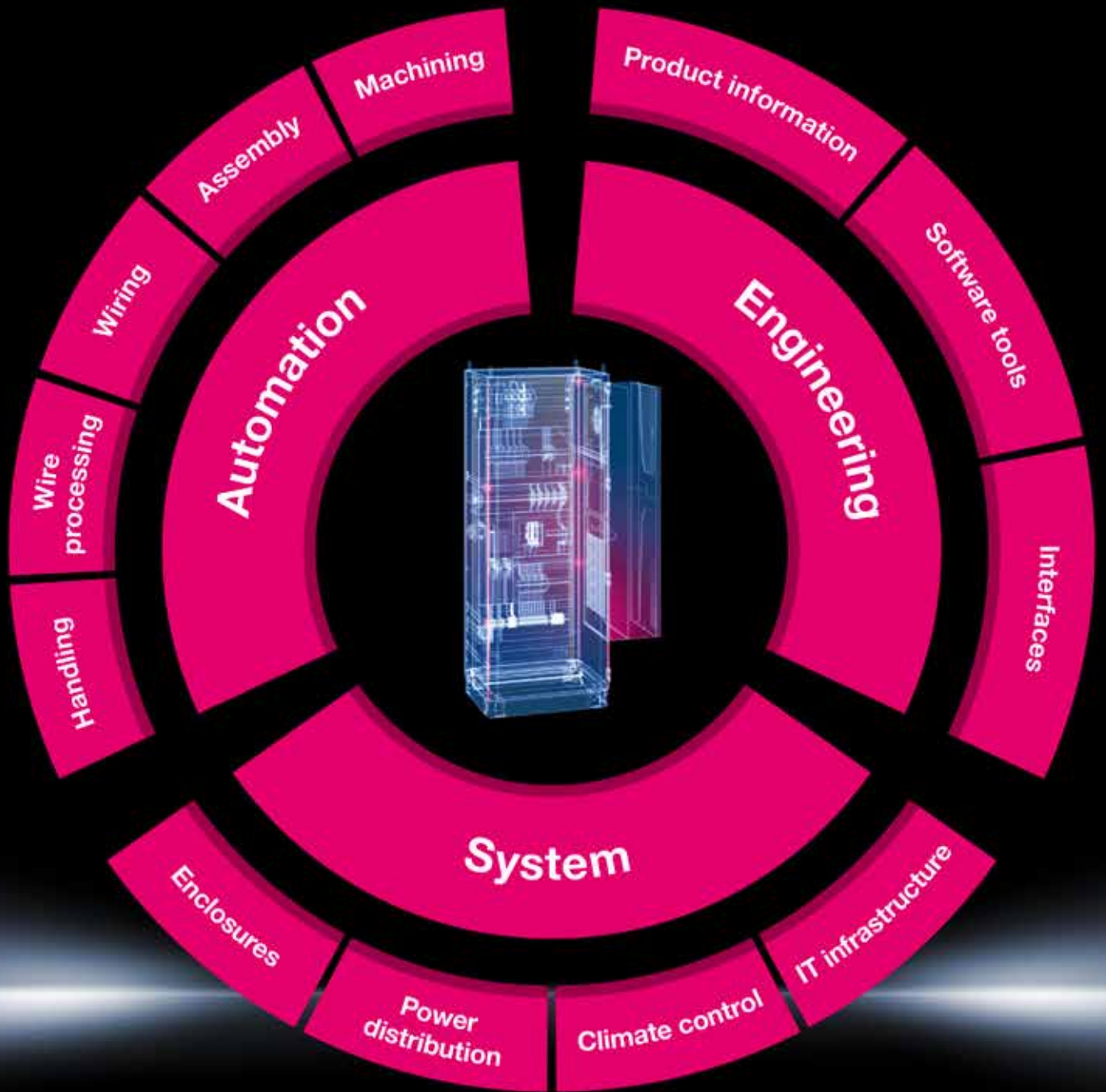
Automation

Rittal supports all process steps in manufacturing through its comprehensive portfolio of solutions that cover everything from manual tools to fully automated plant. These solutions help you to optimise your processes and workshop operations. A clear plus for more competitiveness.

ENCLOSURES

POWER DISTRIBUTION

CLIMATE CONTROL



IT INFRASTRUCTURE

SOFTWARE & SERVICES



Industry solutions

Infrastructure



Process Industry

Mechanical Engineering



Renewable Energy

Traffic Solutions
(Intelligent traffic systems and Tolling)





**Electrical
Engineering/
Automation**




**Food and
Beverage**

Our Expertise - Your Benefit	6
Rittal Modification Centre	7
Configurator and Drawing Tools	8
Small Enclosures	9
Terminal / Junction Box KL	10
E-Box Enclosures EB	12
Bus Enclosures BG	13
Special Order	14
Compact Enclosures	15
Compact Enclosures AE	16
Compact Enclosures AE Stainless Steel (304)	18
Compact Enclosures AE Stainless Steel (316L)	19
Sloped Roof Enclosures AE Stainless Steel (316L)	20
Compact System Enclosures CM	21
Fibreglass Enclosures KS	22
Enclosure Systems	23
System Enclosure SE 8	24
System Enclosure SE 8 Stainless Steel (304)	25
NEMA 4 System Enclosure SE 8	26
NEMA 4X System Enclosure SE 8 Stainless Steel (304)	27
Freestanding Bayable Enclosures TS 8	28
Freestanding Bayable Enclosures TS 8 Stainless Steel (304)	30
NEMA 4/Baying Systems TS 8	31
NEMA 4X Baying Systems TS 8 Stainless Steel (304)	32
Popular Accessories	33
LED System Light	34
Industrial Console Systems/ PC Enclosure Systems	35
One-piece Consoles TP	36
Top Console Systems TP	37
One-piece Consoles TP Stainless Steel (304)	40
Special Order	41
Hygienic Design	42
Hygienic Design Terminal Boxes HD	44
Hygienic Design Compact Enclosures HD	45
Hygienic Design System Enclosure HD	46
Outdoor Enclosures	47
Wall Mounted Enclosures CS	48
Basic Enclosures CS	49
Toptec CS	50
Multifunction Cabinets MFC	51
Climate Control	52
Enclosure Climate Control SK	54
Wall Mounted Cooling Units SK	55
Roof Mounted Cooling Units SK	56
Wall Mounted Cooling Units NEMA 4X	58
Enclosure Heaters SK	59
TopTherm Fan and Filter Units	60
Roof Mounted Filter Fans	61
Chiller Blue e+	62
Climate Control Accessories	63
Rittal Service across Australia and New Zealand	65
Power Distribution	66
RiLine Accessories	68
Perforex Machining Centres	71
Assembly Frames and LT1000 Storage	72
The Right Tool for Every Application	73
Protection Categories	74

Our Expertise - Your Benefit

Faster

- The modular range of solutions “Rittal – The System.”, with its system compatibility, ensures fast planning, assembly, conversion and commissioning.
- Our comprehensive engineering support helps to secure your competitive lead.
- User-friendly software tools allow our customers to work quickly and accurately.



1st phase: Nanoceramic coating
2nd phase: Electrophoretic dipcoat-priming
3rd phase: Textured powder-coating

Better

- We are quick to translate market trends into new products. In this way, our innovative strength secures you competitive advantages.
- Our products undergo stringent testing at the Rittal quality laboratory.
- Rittal’s three phase surface finish promises optimum corrosion protection and resistance. Rittal is the only enclosure manufacturer which offers paint quality similar to that of the automobile industry as standard.

Everywhere

- Worldwide, Rittal has more than 58 subsidiaries, across Australia and New Zealand we have 7 offices and 5 distribution centres.
- Whether for indoor or outdoor use, Rittal’s products are customised to all environments, weather conditions and geographical situations.



Rittal Modification Centre

Our dedicated Modification Centre team provide an in house facility capable of milling, drilling and tapping (metric) and painting services.

What we do

- Work with approved customer drawings to provide solutions
- Provide cutouts and holes to customer specification
- Assemble racks to customer specification
- Handle complex and large scale projects

Rittal Milling Centre Capabilities

Rittal provides in house access to the superior Rittal Milling machine offering an extensive range of value added modifications such as:

- Computerised drilled holes, threads or cutouts of any shape in all materials of panel building
- Processing of flat or folded surfaces on any Rittal product enclosure
- Ability to modify all surfaces of an enclosure including mounting plate and gland plate



Contact your Rittal Account Manager for more information.



Configurator and Drawing Tools



RiCS

Simple, error-free enclosure configuration

<http://www.rittal.com.au>

>> [Products](#) >> [Compact enclosures](#) >> [Compact enclosures AE](#) >> [Click Configure product](#)



RiCAD

Access CAD drawings

<http://www.rittal.com.au>

>> [Support](#) >> [Software](#) >> [CAD data](#) >> [RiCAD-3D](#)



Spare Parts for Enclosure and Climate Control

<http://www.rittal.com.au>

>> [Support](#) >> [Service](#) >> [Spare Parts](#)



Drawings

Search parts and download drawings

<http://rittal.partcommunity.com>



Configurators

Select an economically efficient solution for all your needs

<http://www.rittal.com.au>

>> [Support](#) >> [Software](#) >> [Configurators](#)



RiTherm

Takes care of the complex calculation of climate control requirements

<http://www.rittal.com.au>

>> [Support](#) >> [Software](#) >> [Planning Software](#)

Android and iPhone App also available

Small Enclosures



Terminal / Junction Box KL



Material:

- Enclosure: Sheet steel
- Cover: Sheet steel, all-round foamed in PU seal

Surface finish:

- Enclosure and cover: Dipcoat primed, powder-coated on the outside, textured paint

Supply includes:

- Enclosure with cover
- Quick-release fastener including plastic bushes

Colour:

- RAL 7035

Protection category IP to IEC 60 529:

- IP 66

Protection category NEMA:

- NEMA 4

IK Code:

- IK08

Mild Steel

Without Gland Plate		With Gland Plate	Width mm	Height mm	Mounting Plate
D=80mm	D=120mm	D=120mm			
1514510	1500510	-	150	150	1560700
1528510	1529510	-	200	150	1575700
1516510	1502510	-	200	200	1562700
1515510	1501510	1530510	300	150	1561700
1517510	1503510	1531510	300	200	1563700
-	1507510	1535510	300	300	1567700
-	1589510	-	400	150	1576700
1518510	1504510	1532510	400	200	1564700
-	1508510	1536510	400	300	1568700
-	1511510	1539510	400	400	1571700
-	1505510	1533510	500	200	1565700
-	1509510	1537510	500	300	1569700
1519510	1506510	1534510	600	200	1566700
-	1510510	1538510	600	300	1570700
-	1512510	1540510	600	400	1572700
-	1527510	1542510	800	200	1574700
-	1513510	1541510	800	400	1573700

Terminal / Junction Box KL



Material:

- Enclosure: Stainless steel 1.4301 (AISI 304) and 1.4404 (316L)
- Cover: Stainless steel, 1.4301 9AISI 304), and 1.4404 (316L) all-round foamed in PU seal

IK Code:

- IK08

Surface finish:

- Enclosure and cover: Brushed, grain 180

Supply includes:

- Enclosure with cover
- Quick-release fastener including plastic bushes

Protection category IP to IEC 60 529:

- IP 66

Protection category NEMA:

- NEMA 4X

Stainless Steel 304

Model No.	Width mm	Height mm	Depth mm	Mounting Plate
1521010	150	150	80	1560700
1522010	300	150	80	1561700
1523010	200	200	80	1562700
1524010	300	200	80	1563700
1525010	400	200	120	1564700
1526010	300	300	120	1567700
1527010	150	150	120	1560700
1528010	200	200	120	1562700
1529010	300	200	120	1563700
1530010	400	300	120	


Stainless Steel 316

Model No.	Width mm	Height mm	Depth mm	Mounting Plate
1521510	150	150	80	1560700
1523510	200	200	80	1562700
1522510	300	150	80	1561700
1524510	300	200	80	1563700
1525510	400	200	120	1564700
1526510	300	300	120	1567700

Top Accessories

Model No.	Description	Packs Of
1592000	Cover Hinges	6
1590000	Wall Mounting Bracket (8mm - Zinc)	4
1594000	Wall Mounting Bracket (8mm - Stainless Steel)	4
1592010	Cover hinge for KL (316 Stainless Steel)	2

E-Box Enclosures EB



Material

- Enclosure and door: Sheet steel, all-round foamed-in PU seal

Surface finish:

- Enclosure and door: Dipcoat primed, powder-coated on the outside, textured paint
- Mounting plate: Zinc-plated

Supply includes:

- Enclosure with hinged door
- 180° hinge
- Cam lock with 3 mm double-bit insert
- Lock: Mounting plate

Colour:

- RAL 7035

Protection category IP to IEC 60 529:

- IP 66

Protection category NEMA:

- NEMA 4

IK Code:

- IK08

Mild Steel

Model No.	Width mm	Height mm	Depth mm
1551500	150	150	80
1545500	150	300	80
1546500	200	200	80
1552500	200	300	80
1547500	200	400	80
1553500	150	150	120
1548500	150	300	120
1549500	200	200	120
1554500	200	300	120
1550500	200	400	120
1557500	200	500	120
1555500	300	300	120
1556500	300	400	120
1577500	300	400	155
1578500	300	600	155

Top Accessories

Model No.	Description	Packs Of
1590000	Wall Mounting Bracket (8mm - Zinc Plated)	4
2584000	Pole Clamp	1 set
2411670 - 2411610	Polyamide Cable Gland	3 - 50



Material:

- Enclosure: Sheet steel
- Door: Sheet steel
- Viewing window: made from polycarbonate, 4mm

Surface finish:

- Enclosure and door: Dipcoat primed, powder-coated on the outside, textured paint

Supply includes:

- Enclosure with door
- Viewing window in the door
- Mounting plate

Colour:

- RAL 7035

Protection category IP to IEC 60 529:

- IP 65

Protection category NEMA:

- NEMA 12

IK Code:

- IK08

Mild Steel

Model No.	Width mm	Height mm	Depth mm	Door Hinge
1558510	400	200	125	bottom
i 1559510	600	200	125	bottom
i 1577450	400	300	155	bottom
i 1577530	400	300	155	bottom
i 1578450	600	300	155	bottom
i 1578530	600	300	155	bottom
i 1579450	800	300	155	bottom
i 1579530	800	300	155	bottom
i 1583520	200	300	80	left
i 1584520	300	300	80	left
i 1585520	400	300	80	left
i 1586520	500	300	80	left
i 1605520	200	300	120	right
i 1606520	400	300	120	right
i 1609510	500	300	120	bottom
i 1611510	400	500	160	right

i Indent Only. Contact your account manager for lead times.

Special Order



i Polycarbonate Enclosures PK

Material:

- Housing: Fibreglass reinforced polycarbonate
- Cover: Fibreglass reinforced polycarbonate, all-round foamed in PU seal (light grey/transparent)
- Cover screws: Polyamide
- Insulating bungs: Polyethylene

Supply includes:

- Enclosure with cover
- Cover screws
- Insulating bungs for wall mounting screws

Colour:

- RAL 7035

Protection category IP to IEC 60 529:

- IP 66

Protection category NEMA:

- NEMA 4X

Dimensions range:

- 65W x 65H x 57D to 360W x 254H x 165D



i Cast Aluminium Enclosures GA

Material:

- Enclosure: Cast aluminium
- Cover: Cast aluminium, all-round CR cellular rubber cord seal

Surface finish:

- Textured paint

Supply includes:

- Enclosure with cover
- Cover screws, captive
- Screws for attaching support rails
- Screw for connection of the PE conductor

Colour:

- RAL 7001

Protection category IP to IEC 60 529:

- IP 66

Protection category NEMA:

- NEMA 4

IK Code:

- IK08

Dimensions range:

- 58W x 64H x 34D to 330W x 230H x 181D



i Bus Enclosures BG Stainless Steel (304)

Material:

- Enclosure: Stainless steel 1.4301 (AISI 304)
- Cover: Stainless steel 1.4301 (AISI 304), all-round foamed-in PU seal
- 180° hinges: Die-cast zinc

Surface finish:

- Enclosure and cover: Brushed, grain 240
- 180° hinges: chrome-plated

Supply includes:

- Enclosure with cover
- 180° hinges (2)
- Support rail TS 35/7.5

- Quick-release fastener including plastic brushes

Protection category IP to IEC 60 529:

- IP 66

Protection category NEMA:

- NEMA 4X

Assembly

Rittal Modification Centre



Rittal offers a fast and reliable assembly service working in conjunction with customer and end user to develop and deliver a complete solution.

Typical assemblies:

- Swing frames
- Punch sections
- Side panels
- Plinths
- Cable management

Contact your account manager for more information

i Indent Only. Contact your account manager for lead times.

Compact Enclosures



Compact Enclosures AE



Material:

- Enclosure: Sheet steel
- Door: Sheet steel, all-round foamed in PU seal

Surface finish:

- Enclosure and door: Dipcoat primed, powder-coated on the outside, textured paint
- Mounting plate: Zinc-plated

Supply includes:

- Enclosure with hinged door(s), of all-round solid construction
- Gland plate(s) in enclosure base
- Mounting plate
- Lock: 3mm double-bit

Colour:

- RAL 7035
- X15 Orange

Protection category IP to IEC 60 529:

- IP 66 (*IP55)

Protection category NEMA:

- NEMA 4

IK Code:

- IK08

Mild Steel

Model No.	Width mm	Height mm	Depth mm	Inner Door	Door(s)
1030500	380	300	155	XAU10310199	1
1031500	380	300	210	XAU10310199	1
1032500	200	300	120	XAU10350199	1
1033500	300	300	210	XAU10330199	1
1034500	300	400	210	XAU10340199	1
1035500	200	300	155	XAU10350199	1
1036500	300	300	155	XAU10330199	1
1037500	400	800	300	ON REQUEST	1
1038500	380	600	210	XAU10380199	1
1039500	600	380	210	XAU10390199	1
1045500	400	500	210	XAU10450199	1
1050500	500	500	210	XAU10500199	1
1054500	600	600	250	XAU10600199	1
1055500	800	600	300	ON REQUEST	1
1057500	500	700	250	XAU10570199	1
1058500	600	800	250	XAU10580199	1
1060500	600	600	210	XAU10600199	1
1073500	760	760	300	XAU10770199	1
1076500	600	760	210	XAU10760199	1
1077500	760	760	210	XAU10770199	1
1090500	600	1000	250	XAU10900199	1
*1100500	1000	760	210	ON REQUEST	2
*1110500	1000	1000	300	ON REQUEST	2
*1114500	1000	1400	300	ON REQUEST	2
*1130500	1000	760	300	ON REQUEST	2

Compact Enclosures AE



Material:

- Enclosure: Sheet steel
- Door: Sheet steel, all-round foamed in PU seal

Surface finish:

- Enclosure and door: Dipcoat primed, powder-coated on the outside, textured paint
- Mounting plate: Zinc-plated

Supply includes:

- Enclosure with hinged door(s), of all-round solid construction
- Gland plate(s) in enclosure base
- Mounting plate
- Lock: 3mm double-bit

Colour:

- RAL 7035
- X15 Orange

Protection category IP to IEC 60 529:

- IP 66 (*IP 55)

Protection category NEMA:

- NEMA 4

IK Code:

- IK08

Mild Steel

Model No.	Width mm	Height mm	Depth mm	Inner Door	Door(s)
1180500	800	1000	300	XAU11800199	1
*1213500	1000	1200	300	ON REQUEST	2
1260500	600	1200	300	XAU12600199	1
1280500	800	1200	300	XAU12800199	1
1338500	380	600	350	XAU10380199	1
1339500	600	380	350	XAU10390199	1
1350500	500	500	300	XAU10500199	1
1376500	600	760	350	XAU10760199	1
1380500	380	380	210	XAU13800199	1

X15 Orange Mild Steel

Model No.	Width mm	Height mm	Depth mm	Inner Door	Door(s)
XAU1033500OR	300	300	210	XAU10330199	1
XAU1380500OR	380	380	210	XAU13800199	1
XAU1045500OR	400	500	210	XAU10450199	1
XAU1038500OR	380	600	210	XAU10380199	1
XAU1050500OR	500	500	210	XAU10500199	1
XAU1060500OR	600	600	210	XAU10600199	1
XAU1057500OR	500	700	250	XAU10570199	1
XAU1058500OR	600	800	250	XAU10580199	1
XAU1076500OR	600	760	210	XAU10760199	1
XAU1073500OR	760	760	300	XAU10770199	1
XAU1090500OR	600	1000	250	XAU10900199	1
XAU1180500OR	800	1000	300	XAU11800199	1
XAU1280500OR	800	1200	300	XAU12800199	1
XAU1180210OR	800	1000	210	XAU11800199	1

Compact Enclosures AE Stainless Steel (304)



Material:

- Enclosure: Stainless steel
- Door: Stainless steel, all-round foamed in PU seal
- Mounting plate: Sheet steel
- Stainless steel 1.4301 (AISI 304)
- Lock insert: Die-cast zinc, nickel-plated

Surface finish:

- Enclosure and door: Brushed, grain 400, peak-to-valley height < 0.8µm
- Mounting plate: Zinc-plated

Supply includes:

- Enclosure with door(s)
- Mounting plate

- Lock: 3mm double-bit

Protection category IP to IEC 60 529:

- IP 66 (*IP 55)

Protection category NEMA:

- NEMA 4X

IK Code:

- IK08

Stainless Steel 304

Model No.	Width mm	Height mm	Depth mm	Inner Door	Rain Canopy Stainless Steel	Door(s)
1001600	200	300	120	XAU10350199	-	1
1002600	200	300	155	XAU10350199	2470000	1
1003600	300	300	210	XAU10330199	2361000	1
1005600	300	380	210	ON REQUEST	2361000	1
1004600	380	300	155	XAU10310199	2471000	1
1011600	380	300	210	XAU10310199	2472000	1
1006600	380	380	210	XAU13800199	2472000	1
1008600	380	600	210	XAU10380199	2472000	1
1015600	400	500	210	XAU10450199	-	1
1007600	500	500	210	XAU10500199	2362000	1
1013600	500	500	300	XAU10500199	-	1
1009600	600	380	210	XAU10390199	2473000	1
1010600	600	600	210	XAU10600199	2473000	1
1012600	600	760	210	XAU10760199	2473000	1
1014600	760	760	300	XAU10770199	2474000	1
1016600	800	1000	300	XAU11800199	2475000	1
1017600	800	1200	300	XAU12800199	2475000	1
*1018600	1000	1000	300	ON REQUEST	2363000	2
*1019600	1000	1200	300	ON REQUEST	2363000	2

Compact Enclosures AE Stainless Steel (316L)



Material:

- Enclosure: Stainless steel
- Door: Stainless steel, all-round foamed-in PU seal
- Mounting plate: Sheet steel
- Stainless steel 1.4404 (AISI 316L)
- Lock insert: Stainless steel 1.4404 (AISI 316L)

Surface finish:

- Enclosure and door: Brushed, grain 400, peak-to-valley height < 0.8 µm
- Mounting plate: Zinc-plated

Supply includes:

- Enclosure with door(s)

- Mounting plate
- Lock: 3mm double-bit
- Nut-sert M8 to suit wall brackets

Protection category IP to IEC 60 529:

- IP 66 (* IP 55)

Protection category NEMA:

- NEMA 4X

IK Code:

- IK08

Stainless Steel 316L

Model No.	Width mm	Height mm	Depth mm	Inner Door	Door(s)
XAU1001500	200	300	120	XAU10350199	1
XAU1002500	200	300	155	XAU10350199	1
XAU1003500	300	300	210	XAU10330199	1
XAU1004500	380	300	155	XAU10310199	1
XAU1005500	300	380	210	ON REQUEST	1
XAU1006500	380	380	210	XAU13800199	1
XAU1007500	500	500	210	XAU10500199	1
XAU1008500	380	600	210	XAU10380199	1
XAU1009500	600	380	210	XAU10390199	1
XAU1010500	600	600	210	XAU10600199	1
XAU1011500	380	300	210	XAU10310199	1
XAU1012500	600	760	210	XAU10760199	1
XAU1013500	500	500	300	XAU10500199	1
XAU1014500	760	760	300	XAU10770199	1
XAU1015500	400	500	210	XAU10450199	1
XAU1016500	800	1000	300	XAU11800199	1
XAU1017500	800	1200	300	XAU12800199	1
*XAU1018500	1000	1000	300	ON REQUEST	2
*XAU1019500	1000	1200	300	ON REQUEST	2
*XAU1024999	1000	1200	400	ON REQUEST	2
XAU1063999	600	1000	300	XAU10900199	1
XAU1068500	600	800	300	XAU10580199	1
*XAU1224999	1200	1200	400	ON REQUEST	2
XAU1463999	400	600	320	ON REQUEST	1
XAU1663999	600	600	300	XAU10600199	1
XAU1664999	600	600	400	XAU10600199	1
XAU1684999	600	800	400	XAU10580199	1
XAU1804999	800	1000	400	XAU11800199	1
XAU1824999	800	1200	400	XAU12800199	1
XAU1884999	800	800	400	ON REQUEST	1

Sloped Roof Enclosures AE Stainless Steel (316L)



Material:

- Enclosure: Stainless steel
- Door: Stainless steel, all-round foamed-in PU seal
- Mounting plate: Sheet steel, powder coated white
- Stainless steel 1.4404 (AISI 316)
- Lock insert: Cam lock made entirely from stainless steel 1.4404 (AISI 316)

Surface finish:

- Enclosure and door: Brushed, grain 400, peak-to-valley height <math><0.8 \mu\text{m}</math>
- Mounting plate: Zinc-plated

Supply includes:

- Enclosure with door(s)

- Mounting plate
- Lock: 3mm double-bit
- Built in 30 degree sloped roof
- Additional dust / water proofing provided by rubber seal across top of door
- Door set back underneath canopy
- Blind nutserts fitted for ease of wall mounting
- Gland plate include

Protection category IP to IEC 60 529:

- IP 66

Protection category NEMA:

- NEMA 4X

* Height is usable

Stainless Steel 316L

Model No.	Width mm	Height mm*	Depth mm
*XAU1002590	200	300	155
*XAU1006590	380	380	210
*XAU1008590	380	600	210
*XAU1012590	600	760	210
*XAU1068590	600	800	300


Rittal offers fast and reliable modifications working in conjunction with customers and end users to develop and deliver a complete solution.

Typical modifications include cut outs for:

- Cable gland entries
- Climate control options
- HMI and HIM panels
- Viewing windows
- Switches and push buttons

Contact your account manager for more information

Cut outs



Compact System Enclosures CM



Material:

- Enclosure: Sheet steel 1.5mm
- Door: Sheet steel, 2.0 mm, all-round foamed-in PU seal
- Mounting plate: Sheet steel 3.0mm

Surface finish:

- Enclosure and door: Dipcoat primed, powder-coated on the outside, textured paint
- Mounting plate: Zinc-plated

Supply includes:

- Enclosure with hinged door(s)
- 3-point locking system with double-bit insert
- Mounting plate
- Open base for individual cable entry

Colour:

- RAL 7035

Protection category IP to IEC 60 529:

- IP 55

Protection category NEMA:

- NEMA 12

IK Code:

- IK08

Mild Steel

Model No.	W mm	H mm	D mm	Base/Plinth 100mm		Base/Plinth 200mm		Internal Assembly Rails		Punched Sections*		Door(s)
				Front/Rear	Side	Front/Rear	Side	Vertical	Horizontal	Depth	Width	
5110500	600	800	400	8601600	8601040	8602600	8602040	5001051	5001050	8612140	8612060	1
5111500	600	1000	400	8601600	8601040	8602600	8602040	5001052	5001050	8612140	8612060	1
5112500	600	1200	300	8601600	8601030	8602600	8602030	5001053	5001050	8612130	8612060	1
5113500	600	1200	400	8601600	8601040	8602600	8602040	5001053	5001050	8612140	8612060	1
5114500	800	1000	300	8601800	8601030	8602800	8602030	5001052	5001051	8612130	8612080	1
5115500	800	1000	400	8601800	8601040	8602800	8602040	5001052	5001051	8612140	8612080	1
5116500	800	1200	300	8601800	8601030	8602800	8602030	5001053	5001051	8612130	8612080	1
5117500	800	1200	400	8601800	8601040	8602800	8602040	5001053	5001051	8612140	8612080	1
5118500	1000	1000	300	8601000	8601030	8602000	8602030	5001052	5001052	8612130	8612000	2
5119500	1000	1200	300	8601000	8601030	8602000	8602030	5001053	5001052	8612130	8612000	2
5120500	1000	1200	400	8601000	8601040	8602000	8602040	5001053	5001052	8612140	8612000	2
5121500	1000	1400	300	8601000	8601030	8602000	8602030	5001054	5001052	8612130	8612000	2
5122500	1000	1400	400	8601000	8601040	8602000	8602040	5001054	5001052	8612140	8612000	2

Fibreglass Enclosures KS



Material:

- Enclosure and door: Fibreglass-reinforced unsaturated polyester
- Door: All-round foamed-in PU seal
- Mounting plate: Sheet steel
- Viewing window: Glazed acrylic, 3.0 mm with all-round rubber cable clamp strip

Surface finish:

- Enclosure and door: Dyed plastic with no after-treatment
- Mounting plate: Zinc-plated

Supply includes:

- Enclosure with hinged door, of all-round solid construction. 3mm double-bit lock
- Mounting plate

- Twin seal on the top and bottom edges of the door as integral rain protection strip
- Press-fitted C sections at the sides for infinitely variable mounting plate depth adjustment
- Viewing windows on the door.

Colour:

- Similar to RAL 7035

Protection category IP to IEC 60 529:

- IP 56

Protection category NEMA:

- NEMA 12

IK Code:

- IK08

Model No. Standard	Model No. With Window	Width mm	Height mm	Depth mm	Mounting Plate Adjustment	Door(s)
1400500	-	1000	1000	300	1491000	2
1423500	-	200	300	150	1481000	1
1432500	-	250	350	150	1481000	1
1434500	-	300	400	200	1481000	1
1444500	1448500	400	400	200	1481000	1
1446500	1449500	400	600	200	1481000	1
1453500	1454500	500	500	300	1491000	1
1466500	1467500	600	600	200	1481000	1
1468500	1469500	600	800	300	1491000	1
1480500	1479500	800	1000	300	1491000	1

Top Accessories

Model No.	Description	Packs Of
1482000	Threaded Inserts M6	20
2584000	Pole Clamp	1 set
1483010	Wall Mounting Bracket	4

Enclosure Systems



System Enclosures SE 8



Material:

- Enclosure: Sheet steel, 1.5 mm,
- Door: Sheet steel, 2.0 mm
- Rear panel: Sheet steel, 1.5 mm
- Gland plates: Sheet steel, 1.5 mm
- Mounting plate: Sheet steel, 3.0 mm

Surface finish:

- Enclosure, door and rear panel: dipcoat-primed, powder-coated on the outside, textured paint
- Mounting plate and gland plates: Zinc-plated

Supply includes:

- Enclosure, solid top and sides
- Door(s), right hand door hinge with single-door enclosures, may be swapped to opposite side
- Mounting plate & gland plate
- Rear panel, detachable
- Lock: 3 mm double-bit

- 2 TS punched rails 18 x 38 mm
- Rear panel, one piece

Colour:

- RAL 7035

Protection category IP to IEC 60 529:

- IP 55

Protection category NEMA:

- NEMA 12

IK Code:

- IK10

Mild Steel

Model No.	Width mm	Height mm	Depth mm	Base/Plinth 100mm Front/Rear	Side	Base/Plinth 200mm Front/Rear	Side	Door(s)
5830500	600	1800	400	8601600	8601040	8602600	8602040	1
5831500	800	1800	400	8601800	8601040	8601800	8602040	1
5832500	800	2000	400	8601800	8601040	8602800	8602040	1
5833500	800	2000	500	8601800	8601050	8602800	8602050	1
5834500	800	2000	600	8601800	8601060	8602800	8602060	1
5840500	1000	1800	400	8601000	8601040	8602000	8602040	2
5841500	1200	1800	400	8601200	8601040	8602200	8602040	2
5842500	1600	1800	400	8601920	8601040	8602920	8602040	2
5843500	1200	2000	400	8601200	8601040	8602200	8602040	2
5844500	1200	2000	500	8601200	8601050	8602200	8602050	2
5845500	1200	2000	600	8601200	8601060	8602200	8602060	2
5846500	1800	2000	500	8601980	8601050	8602980	8602050	2

New	XAU86860199M	Inner door to suit 600 x 1800 TS 8 & SE 8	System Enclosure Inner Doors
	XAU86060199M	Inner door to suit 600 x 2000 TS 8 & SE 8	
	XAU88860199M	Inner door to suit 800 x 1800 TS 8 & SE 8	
	XAU88060199M	Inner door to suit 800 x 2000 TS 8 & SE 8	
			Other sizes upon request

System Enclosures SE 8 Stainless Steel (304)



Material:

- Enclosure: Stainless steel, 1.4301 (AISI 304), 1.5 mm, exterior brushed
- Door: Stainless steel, 1.4301 (AISI 304), 2 mm, exterior brushed
- Rear panel: Stainless steel, 1.4301 (AISI 304), 1.5 mm, exterior brushed
- Gland plates: Stainless steel, 1.4301 (AISI 304), 1.5 mm
- Mounting plate: Sheet steel, 3.0 mm

Surface finish:

- Enclosure, door and rear panel: Brushes, grain size 400
- Gland plates: Uncoated
- Mounting plate: Zinc-plated

Supply includes:

- Enclosure, solid top and sides
- Door(s)
- Right hand door hinge with single-door enclosures, may be swapped to opposite side

- Rear panel, detachable
- Mounting plate
- Gland plates
- Lock: 3 mm double-bit
- 2 TS punched rails 18 x 38 mm

Colour:

- RAL 7035

Protection category IP to IEC 60 529:

- IP 55

Protection category NEMA:

- NEMA 12

IK Code:

- IK10

Stainless Steel 304

Model No.	Width mm	Height mm	Depth mm	Base/Plinth 100mm Front/Rear	Side	Base/Plinth 200mm Front/Rear	Side	Door(s)
5850500	600	1600	400	8701600	8701040	8702600	8702040	1
5851500	600	1800	500	8701600	8701050	8702600	8702050	1
5852500	800	1800	500	8701800	8701050	8702800	8702050	1
5853500	800	2000	600	8701800	8701060	8702800	8702060	1
5854500	1000	1800	400	8701000	8701040	8702000	8702040	1
5855500	1200	2000	500	8701200	8701050	8702200	8702050	2

NEMA 4 System Enclosure SE 8



Material:

- Enclosure frame: Sheet steel, 1.5 mm
- Door: Sheet steel, 2.0 mm
- Rear panel: Sheet steel, 1.5 mm
- Base: Sheet steel, 1.5 mm
- Mounting plate: Sheet steel, 3.0 mm

Surface finish:

- Enclosure, door and rear panel: Dipcoated-primed, powder-coated on the outside, textured paint
- Mounting plate: Zinc-plated
- Base: Dipcoat-primed and powder-coated, textured paint

Supply includes:

- Enclosure, solid top and sides
- Door(s)
- Door hinged on the right, may be swapped to the left

- Mounting plate
- Base, solid
- Rear panel, detachable
- Lock: 3mm double-bit
- 2 TS punched rails 18 x 38 mm

Colour:

- RAL 7035

Protection category IP to IEC 60 529:

- IP 66

Protection category NEMA:

- NEMA 4

IK code:

- IK10

Mild Steel

Model No.	Width mm	Height mm	Depth mm	Mounting Plate Width mm	Mounting Plate Height mm
i 5830580	600	1800	400	499	1696
i 5831580	800	1800	400	699	1696
i 5834580	800	2000	600	699	1896

i Indent Only. Contact your account manager for lead times.

NEMA 4X System Enclosure SE 8 Stainless Steel (304)



Material:

- Enclosure: Stainless steel, 1.4301 (AISI 304), 1.5 mm, exterior brushed
- Door: Stainless steel, 1.4301 (AISI 304), 2 mm, exterior brushed
- Rear panel: Stainless steel, 1.4301 (AISI 304), 1.5 mm, exterior brushed
- Gland plates: Stainless steel, 1.4301 (AISI 304), 1.5 mm
- Mounting plate: Sheet steel, 3.0 mm

Surface finish:

- Enclosure, door and rear panel: Brushes, grain size 400
- Gland plates: Uncoated
- Mounting plate: Zinc-plated

Supply includes:

- Enclosure, solid top and sides
- Door(s)
- Door hinged on the right, may be swapped to the left
- Rear panel, detachable

- Mounting plate
- Base, solid
- Lock: 3mm double-bit
- 2 TS punched rails 18 x 38 mm

Protection category IP to IEC 60 529:

- IP 66

Protection category NEMA:

- NEMA 4X

IK code:

- IK10

Stainless Steel 304

Model No.	Width mm	Height mm	Depth mm	Mounting Plate Width mm	Mounting Plate Height mm
5850580	600	1600	400	499	1496
5852580	600	1800	600	699	1696
5853580	800	2000	600	699	1896

Spare Parts

Search for enclosure and cooling unit spare parts to display downloadable drawings

Visit www.rittal.com.au / www.rittal.co.nz
 >> Support >> Service >> Spare Parts

i Indent Only. Contact your account manager for lead times.

Freestanding Bayable Enclosures TS 8



Material:

- Enclosure frame: Sheet steel, 1.5 mm – Roof: Sheet steel, 1.5 mm
- Door: Sheet steel, 2.0 mm – Rear panel: Sheet steel, 1.5 mm
- Gland plates: Sheet steel, 1.5 mm
- Mounting plate: Sheet steel, 3.0 mm

Surface finish:

- Enclosure frame: Dipcoat-primed
- Door, roof and rear panel: Dipcoated-primed, powder-coated on the outside, textured paint
- Mounting plate and gland plates: Zinc-plated

Supply includes:

- Enclosure frame
- Door(s), right hand door hinge with single-door enclosures, may be swapped to opposite side

- Roof plate and rear panel
- Gland plates and Mounting plate
- 2 TS punched rails 18 x 38 mm
- 4 eyebolts
- Lock: 3mm double-bit
- 2 support strips fitted in the enclosure depth

Colour:

- RAL 7035

Protection category IP to IEC 60 529:

- IP 55

Protection category NEMA:

- NEMA 12

IK Code:

- IK09

Mild Steel

Model No.	Width mm	Height mm	Depth mm	Side Panels	Base/Plinth 100mm		Base/Plinth 200 mm		Door(s)
					Front/Rear	Side	Front/Rear	Side	
8615500	600	1200	500	8115235	8601600	8601050	8602600	8602050	1
8645500	600	1400	500	8145235	8601600	8601050	8602600	8602050	1
8665500	600	1600	500	8165235	8601600	8601050	8602600	8602050	1
8684500	600	1800	400	8184235	8601600	8601040	8602600	8602040	1
8685500	600	1800	500	8185235	8601600	8601050	8602600	8602050	1
8686500	600	1800	600	8186235	8601600	8601060	8602600	8602060	1
8604500	600	2000	400	8104235	8601600	8601040	8602600	8602040	1
8605500	600	2000	500	8105235	8601600	8601050	8602600	8602050	1
8606500	600	2000	600	8106235	8601600	8601060	8602600	8602060	1
8608500	600	2000	800	8108235	8601600	8601080	8602600	8602080	1
8626500	600	2200	600	8126235	8601600	8601060	8602600	8602060	1
8815500	800	1200	500	8115235	8601800	8601050	8602800	8602050	1
8845500	800	1400	500	8145235	8601800	8601050	8602800	8602050	1
8865500	800	1600	500	8165235	8601800	8601050	8602800	8602050	1
8884500	800	1800	400	8184235	8601800	8601040	8602800	8602040	1
8885500	800	1800	500	8185235	8601800	8601050	8602800	8602050	1
8880500	800	1800	500	8185235	8601800	8601050	8602800	8602050	2
8886500	800	1800	600	8186235	8601800	8601060	8602800	8602060	1
8881500	800	1800	600	8186235	8601800	8601060	8602800	8602060	2
8804500	800	2000	400	8104235	8601800	8601040	8602800	8602040	1
8805500	800	2000	500	8105235	8601800	8601050	8602800	8602050	1
8806500	800	2000	600	8106235	8601800	8601060	8602800	8602060	1
8808500	800	2000	800	8108235	8601800	8601080	8602800	8602080	1
8826500	800	2200	600	8126235	8601800	8601060	8602800	8602060	1
8828500	800	2200	800	8128235	8601800	8601080	8602800	8602080	1
8084500	1000	1800	400	8184235	8601000	8601040	8602000	8602040	1

Freestanding Bayable Enclosures TS 8



Material:

- Enclosure frame: Sheet steel, 1.5 mm – Roof: Sheet steel, 1.5 mm
- Door: Sheet steel, 2.0 mm – Rear panel: Sheet steel, 1.5 mm
- Gland plates: Sheet steel, 1.5 mm
- Mounting plate: Sheet steel, 3.0 mm

Surface finish:

- Enclosure frame: Dipcoat-primed
- Door, roof and rear panel: Dipcoated-primed, powder-coated on the outside, textured paint
- Mounting plate and gland plates: Zinc-plated

Supply includes:

- Enclosure frame
- Door(s), right hand door hinge with single-door enclosures, may be swapped to opposite side

- Roof plate and rear panel
- Gland plates and Mounting plate
- 2 TS punched rails 18 x 38 mm
- 4 eyebolts
- Lock: 3mm double-bit
- 2 support strips fitted in the enclosure depth

Colour:

- RAL 7035

Protection category IP to IEC 60 529:

- IP 55

Protection category NEMA:

- NEMA 12

IK Code:

- IK09

Mild Steel

Model No.	Width mm	Height mm	Depth mm	Side Panels	Base/Plinth 100mm		Base/Plinth 200mm		Door(s)
					Front/Rear	Side	Front/Rear	Side	
8080500	1000	1800	400	8184235	8601000	8601040	8602000	8602040	2
8005500	1000	2000	500	8105235	8601000	8601050	8602000	8602050	2
8006500	1000	2000	600	8106235	8601000	8601060	8602000	8602060	2
8215500	1200	1200	500	8115235	8601200	8601050	8602200	8602050	2
8245500	1200	1400	500	8145235	8601200	8601050	8602200	8602050	2
8265500	1200	1600	500	8165235	8601200	8601050	8602200	8602050	2
8284500	1200	1800	400	8184235	8601200	8601040	8602200	8602040	2
8285500	1200	1800	500	8185235	8601200	8601050	8602200	8602050	2
8286500	1200	1800	600	8186235	8601200	8601060	8602200	8602060	2
8204500	1200	2000	400	8104235	8601200	8601040	8602200	8602040	2
8205500	1200	2000	500	8105235	8601200	8601050	8602200	8602050	2
8206500	1200	2000	600	8106235	8601200	8601060	8602200	8602060	2
8208500	1200	2000	800	8108235	8601200	8601080	8602200	8602080	2
8226500	1200	2200	600	8126235	8601200	8601060	8602200	8602060	2
8228500	1200	2200	800	8128235	8601200	8601080	8602200	8602080	2

New

XAU86860199M Inner door to suit 600 x 1800 TS 8 & SE 8

XAU86060199M Inner door to suit 600 x 2000 TS 8 & SE 8


XAU88860199M Inner door to suit 800 x 1800 TS 8 & SE 8

XAU88060199M Inner door to suit 800 x 2000 TS 8 & SE 8

System Enclosure Inner Doors

Other sizes upon request

Freestanding Bayable Enclosures TS 8 Stainless Steel (304)



Material:

- Enclosure frame: Stainless steel, 1.4301 (AISI 304), 1.5 mm
- Roof: Stainless steel, 1.4301 (AISI 304), 1.5 mm, exterior brushed
- Door: Stainless steel, 1.4301 (AISI 304), 2 mm, exterior brushed
- Rear panel: Stainless steel, 1.4301 (AISI 304), 1.5 mm, exterior brushed
- Gland plates: Stainless steel, 1.4301 (AISI 304), 1.5 mm
- Mounting plate: Sheet steel, 3.0 mm

Surface finish:

- Enclosure frame and gland plates: Exterior brushed, grain size 400
- Door, roof and rear panel: Exterior brushed, grain size 400
- Mounting plate: Zinc-plated

Supply includes:

- Enclosure frame

- Door(s), right hand door hinge with single-door enclosures, may be swapped to opposite side
- Roof plate, rear panel, gland plates and mounting plate
- 4 eyebolts – Lock: 3mm double-bit
- 2 TS punched rails 18 x 38 mm
- 2 support strips fitted in the enclosure depth

Protection category IP to IEC 60 529:

- IP 55

Protection category NEMA:

- NEMA 12

IK Code:

- IK09

Options:

- Models available in 316 Stainless Steel / Models available in NEMA

Stainless steel 304

Model No.	Width mm	Height mm	Depth mm	Side Panels	Base/Plinth 100mm		Base/Plinth 200mm		Door(s)
					Front/Rear	Side	Front/Rear	Side	
8450600	800	2000	600	8700060	8701800	8701060	8702800	8702060	1
8451600	1200	2000	600	8700060	8701200	8701060	8702200	8702060	2
8452600	600	2000	600	8700060	8701600	8701060	8702600	8702060	1
8453600	1200	1800	500	8700850	8701200	8701050	8702200	8702050	2
8454600	800	1800	400	8700840	8701800	8701040	8702800	8702040	1
8455600	800	1800	500	8700850	8701800	8701050	8702800	8702050	1
8456600	1200	1800	400	8700840	8701200	8701040	8702200	8702040	2
8457600	600	1800	500	8700850	8701600	8701050	8702600	8702050	1

Stainless Steel 316L available on request

NEMA 4 Baying Systems TS 8



Material:

- Enclosure frame: Sheet steel, 1.5 mm – Roof: Sheet steel, 1.5 mm
- Door: Sheet steel, 2.0 mm – Rear panel: Sheet steel, 1.5 mm
- Base: Sheet steel, 1.5 mm
- Mounting plate: Sheet steel, 3.0 mm

Surface finish:

- Enclosure frame, door, roof and rear panel: Dipcoated-primed, powder-coated, textured paint
- Mounting plate: Zinc-plated

Supply includes:

- Enclosure frame
- Door, hinged on the right, may be swapped to the left
- Roof plate and rear panel
- Base, solid and Mounting plate

- 4 eyebolts
- Lock: 3mm double-bit
- 2 TS punched rails 18 x 38 mm
- 2 support strips fitted in the enclosure depth
- Accessory kit for side panels for upgrading to IP 66

Colour:

- RAL 7035

Protection category IP to IEC 60 529:

- IP 66

Protection category NEMA:

- NEMA 4

IK Code:


- IK09

Mild Steel

Model No.	Width mm	Height mm	Depth mm	Mounting Plate		Door(s)	Side Panels
				Width mm	Height mm		
i 8806580	800	2000	600	699	1896	1	8106235

LED System Light

See page 34



Contact your account manager for more information

i Indent Only. Contact your account manager for lead times.

NEMA 4x Baying Systems TS 8 Stainless Steel (304)



Material:

- Enclosure frame: Stainless Steel 1.4301 (AISI 304), 1.5 mm
- Roof: Stainless Steel 1.4301 (AISI 304), 1.5 mm, exterior brushed
- Door: Stainless Steel 1.4301 (AISI 304), 2.0 mm, exterior brushed
- Rear panel: Stainless Steel 1.4301 (AISI 304), 1.5 mm, exterior brushed
- Base: Stainless Steel 1.4301 (AISI 304), 1.5 mm
- Mounting plate: Sheet steel 3.0 mm

Surface Finish:

- Enclosure frame and gland plates: Uncoated
- Door, roof and rear panel: Exterior brushed, grain size 400.
- Mounting Plate: Zinc-plated

Supply includes:

- Enclosure frame

- Door, hinged on the right, may be swapped to the left
- Roof plate and rear panel
- Base, solid and Mounting plate
- 4 eyebolts
- Lock: 3mm double-bit
- 2 TS punched rails 18 x 38 mm
- 2 support strips fitted in the enclosure depth
- Accessory kit for side panels for upgrading to IP 66

Protection category IP to IEC 60 529:

- IP 66

Protection category NEMA:

- NEMA 4X

IK Code:

- IK09

Stainless Steel 304

Model No.	Width mm	Height mm	Depth mm	Mounting Plate		Door(s)	Side Panels
				Width mm	Height mm		
8450680	800	2000	600	699	1896	1	8700060

Most standard TS8 sizes available on request

Popular Accessories

AE Enclosures

Baying kit for AE

Baying kit for individual adaptation to various AE enclosure sizes.

Model No.	Protection Category
1199100	IP 66



Wall mounting bracket for AE

For attaching to the enclosure from the outside. Simply insert the expandable dowel into the enclosure hole from the outside, and screw-fasten the wall bracket from the outside.

Model No.	Material	Wall Distance
2433000	Stainless steel 1.4301 (AISI 304)	10 mm
2433500	Stainless steel 1.4404 (AISI 316L)	10 mm
2503010	Sheet steel, zinc-plated	40 mm
2508010	Sheet steel, zinc-plated	10 mm



Rails for interior installation AE

For mounting in the enclosure, no machining required. Suitable for all-round mounting on the sides, base and roof areas.

Model No.	For Depth
2383210	= 210 mm
2383250	= 250 mm
2383300	= 300 mm
2383350	= 350 mm



Padlockable handle for AE Stainless steel enclosure

To suit AE Stainless steel 304 and 316L complete with 10mm hasp.

Model No.	Protection Category
XAU2535990	IP66



TS 8 Enclosures

Quick-fit baying clamp, one-piece for TS/TS

Simply attach the screws, insert the quick-fit baying clamp, tap in with a hammer and lock.

Model No.	Description
8800500	Quick-fit baying clamp, one-piece



Baying connector, external for TS/TS

For mounting on the vertical enclosure sections from the outside.

Model No.	Material
8700000	Stainless steel 1.4301 (AISI 304)
8800490	Sheet steel



Angular baying bracket for TS/TS

For a stable connection when transporting bayed enclosure suites.

Model No.	Description	Material
8800430	Angular baying bracket	Sheet steel



TS punched section with mounting flange, 17 x 73 mm

Variable, with 5 rows of holes for universal skeleton structures or partial assembly. Simply locate onto the TS punchings and secure.

Model No.	Design	To Fit Enclosure With/ Depth	For door width	Length
8612040	Inner mounting	400 mm	500 mm	390 mm
8612050	Inner mounting	500 mm	600 mm	490 mm
8612060	Inner mounting	600 mm	-	590 mm
8612080	Inner mounting	800 mm	900 mm	790 mm
8612140	Inner mounting	400 mm	-	340 mm
8612150	Inner mounting	500 mm	-	440 mm
8612160	Inner mounting	600 mm	-	540 mm
8612180	Inner mounting	800 mm	-	740 mm



LED System Light



Material:

- Light body: Extruded aluminium
- Light cover: Polycarbonate (halogen-free)
- Light ends: PC-ABS (halogen-free)

Supply includes:

- Assembly screws

Colour:

- RAL 7016

Features:

- Fast, tool-free assembly, simply latch and secure
- May be fitted horizontally and vertically with no loss of space in the enclosure
- Lights with motion detectors are equipped with a rotating LED board as standard, allowing the light to be perfectly adapted to any installation situation
- Rotating connectors support installation in the most confined spaces
- Simple through-wiring based on the plug & play system

Model		2500100	2500110	2500200	2500220	2500100
Output (lumens)		400	600	900	900	1200
Length (mm)		262	337	437	437	437
Motion sensor		-	-	-	-	■
Rated operating voltage	100 - 240 V AC	■	■	■	-	■
	24 V AC	-	-	-	■	-
Equipment	Socket	-	-	-	-	-
	90° rotating connector	-	-	■	■	■
	Adjustable light direction	-	-	-	-	■
	Adjustable light distribution	-	-	■	■	■
Protection class			II (all-insulated)		III (SELV)	II (all-insulated)
Approvals	UL	■	-	■	■	■
	cUL	■	-	■	■	■
	CCC	■	■	■	-	■
	ENEC	■	■	■	■	■
Installation type	Screw fastening	■	■	■	■	■
	Clip attachment	■	■	■	■	■
	Magnetic	■	■	■	■	■
Connection options	Infeed	2-pole	2-pole	3-pole	2-pole	3-pole
	Through-wiring	2-pole	2-pole	3-pole	2-pole	3-pole
	Door-operated switch	■	■	■	■	-
Mounting options	Enclosures with a 25 mm pitch pattern	Screw fastening/clip	-	Directly on the profile	Directly on the profile	Directly on the profile
	AE	Screw-fastening		With universal bracket		
Accessories						
Universal bracket		2373000	2373000	2373000	2373000	2373000
Mounting kit magnet		2500480	2500480	2500480	2500480	2500480
Door-operated switch		2500460	2500460	2500460	2500460	-
Door-operated switch, UL		-	-	2500470	2500470	-
Connection accessories						
Infeed, 2 pole		2500420	2500420	-	2500410	2500420
Infeed, 3 pole		-	-	2500400	-	-
Infeed, 3-pole, ENEC, UL		-	-	2500500	-	-
Through-wiring, 2-pole		2500420	2500450	-	2500440	2500450
Through-wiring, 3-pole		-	-	2500430	-	-
Through-wiring, 3-pole, ENEC, UL		-	-	2500530	-	-

Industrial Console Systems/ PC Enclosure Systems



One-Piece Consoles TP



Material:

- Enclosure: Sheet steel 1.5 mm
- Door and console cover: Sheet steel, 2.0 mm, all-round foamed in PU seal

Surface finish:

- Enclosure, cover and door: Dipcoat primed, powder-coated on the outside, textured paint
- Mounting plate: Zinc-plated

Supply includes:

- Enclosure, solid back and sides
- Door or double door at front, with locking rod
- Mounting plate
- Cover hinged at rear, 2 stays with automatic locking. Automatic locking on the left, manual unlocking on the right

- Open base for individual cable entry

Colour:

- RAL 7035

Protection category IP to IEC 60 529:

- IP 55 with selection of the appropriate gland plates

Protection category NEMA:

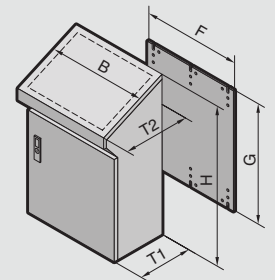
- NEMA 12 with selection of the appropriate gland plates

IK Code:

- IK08

Options:

- Gland plates sold separately



Mild Steel

Model No.	Width mm	Height mm	Depth Bottom mm	Depth Top mm	Base/Plinth 100mm		Base/Plinth 200mm		Door(s)
					Front/Rear	Side	Front/Rear	Side	
6746500	600	960	400	520	8601600	8601040	8602600	8602040	1
6748500	800	960	400	520	8601800	8601040	8602800	8602040	1
6740500	1000	960	400	520	8601000	8601040	8602000	8602040	2
6742500	1200	960	400	520	8601200	8601040	8602200	8602040	2

TopConsole System TP



Material:

- Enclosure: Sheet steel, 1.5 mm
- Door and console cover: Sheet steel, 2.0 mm, all-round foamed-in PU seal
- Mounting plate: Sheet steel 2.5 mm (depth 500 mm), 3.0 mm (depth 400 mm)

Surface finish:

- Enclosure, cover and door: Dipcoat primed, powder-coated on the outside, textured paint
- Mounting plate: Zinc-plated

Supply includes:

- Console
- Desk section
- Pedestal

Colour:

- RAL 7035

Protection category IP to IEC 60 529:

- IP 55 provided suitable gland plates are selected

Protection category NEMA:

- NEMA 12 provided suitable gland plates are selected

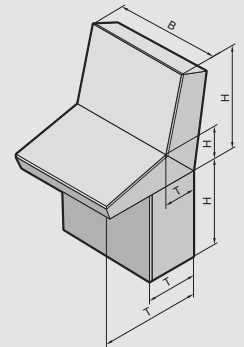
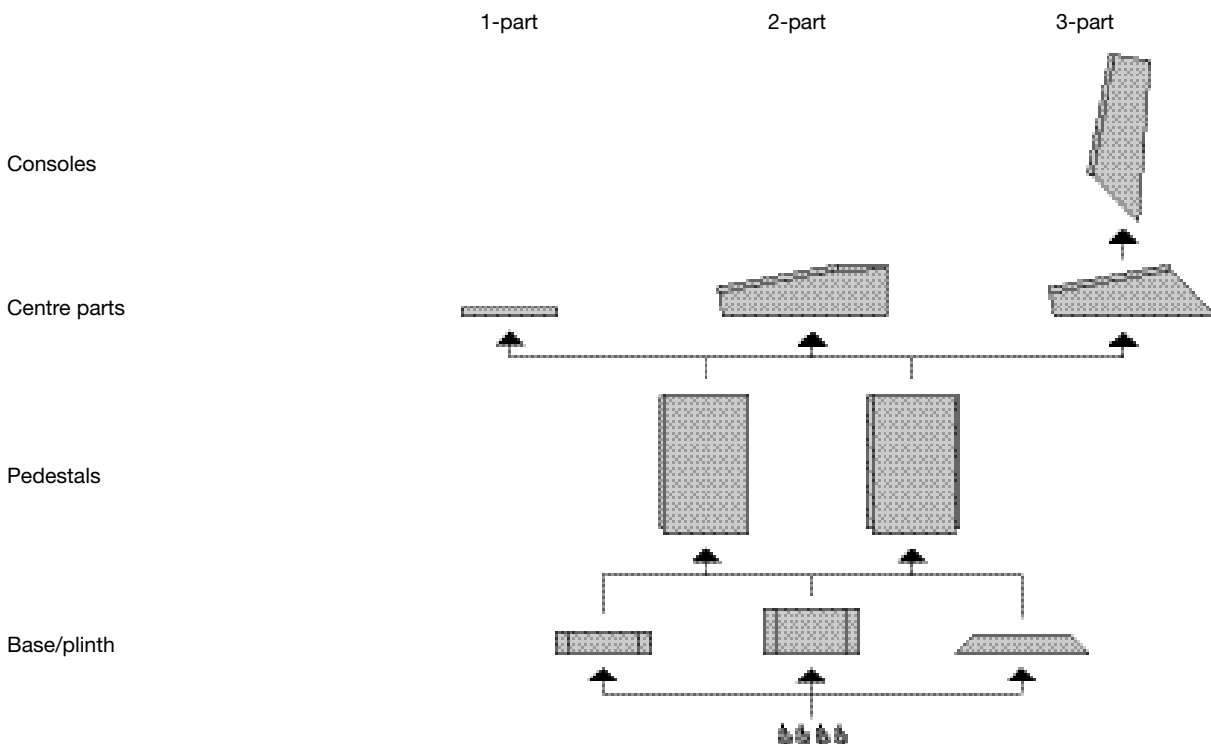


Photo shows a configuration example with equipment not included in scope

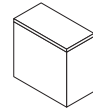
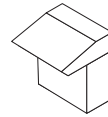
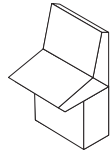
Combination options



* Gland plates sold separately

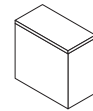
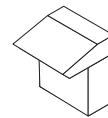
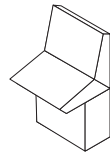
TopConsole System TP

600 mm wide



Configuration	3-part		2-part		1-part			
Depth of pedestal mm	400	500	400	500	400	500		
Consoles								
Height mm	P. of	720	-	-	-	-		
Depth mm		240	-	-	-	-		
Model No.	1 pc(s)	<i>i</i> 6720500	-	-	-	-		
Centre Parts								
Height mm	P. of	235	235	-	-	-		
Depth mm		730	755	-	-	-		
Model No.	1 pc(s)	<i>i</i> 6714500	<i>i</i> 6710500	-	-	-		
Pedestals								
Height mm	P. of	675	675	675	675	675		
Depth mm		400	500	400	500	400		
Model No.	1 pc(s)	<i>i</i> 6700500	<i>i</i> 6704500	<i>i</i> 6700500	<i>i</i> 6704500	<i>i</i> 6700500		
Accessories								
Gland Plates	1-part	1 pc(s)	<i>i</i> 5001222	-	<i>i</i> 5001222	-	<i>i</i> 5001222	-
	2-part	1 pc(s)	<i>i</i> 5001214 + <i>i</i> 5001218	<i>i</i> 5001214 + <i>i</i> 5001222	5001214 + 5001218	<i>i</i> 5001214 + <i>i</i> 5001222	<i>i</i> 5001214 + <i>i</i> 5001218	<i>i</i> 5001214 + <i>i</i> 5001222
	individual	1 pc(s)	Refer to website for more gland plate variants				-	-

800 mm wide

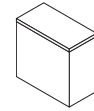
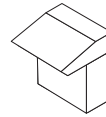
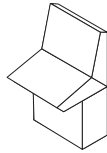


Configuration	3-part		2-part		1-part			
Depth of pedestal mm	400	500	400	500	400	500		
Consoles								
Height mm	P. of	720	-	-	-	-		
Depth mm		240	-	-	-	-		
Model No.	1 pc(s)	<i>i</i> 6721500	-	-	-	-		
Centre Parts								
Height mm	P. of	235	235	-	-	-		
Depth mm		730	755	-	-	-		
Model No.	1 pc(s)	<i>i</i> 6715500	6711500	-	-	-		
Pedestals								
Height mm	P. of	675	675	675	675	675		
Depth mm		400	500	400	500	400		
Model No.	1 pc(s)	<i>i</i> 6701500	<i>i</i> 6705500	<i>i</i> 6701500	<i>i</i> 6705500	<i>i</i> 6701500		
Accessories								
Gland Plates	1-part	1 pc(s)	<i>i</i> 5001223	-	<i>i</i> 5001222	-	<i>i</i> 5001222	-
	2-part	1 pc(s)	<i>i</i> 5001215 + <i>i</i> 5001219	<i>i</i> 5001215 + <i>i</i> 5001223	<i>i</i> 5001215 + <i>i</i> 5001219	<i>i</i> 5001215 + <i>i</i> 5001223	<i>i</i> 5001215 + <i>i</i> 5001219	<i>i</i> 5001215 + <i>i</i> 5001223
	individual	1 pc(s)	Refer to website for more gland plate variants				-	-

i Indent Only. Contact your account manager for lead times.

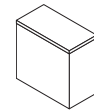
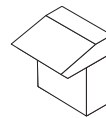
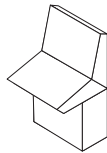
TopConsole System TP

1200 mm wide



Configuration	3-part		2-part		1-part			
Depth of pedestal mm	400	500	400	500	400	500		
Consoles								
Height mm	P. of	720	-	-	-	-		
Depth mm		240	-	-	-	-		
Model No.	1 pc(s)	<i>i</i> 6722500	-	-	-	-		
Centre Parts								
Height mm	P. of	235	235	-	-	-		
Depth mm		730	755	-	-	-		
Model No.	1 pc(s)	<i>i</i> 6716500	<i>i</i> 6712500	-	-	-		
Pedestals								
Height mm	P. of	675	675	675	675	675		
Depth mm		400	500	400	500	400		
Model No.	1 pc(s)	<i>i</i> 6702500	<i>i</i> 6706500	<i>i</i> 6702500	<i>i</i> 6706500	<i>i</i> 6702500		
Accessories								
Gland Plates	1-part	1 pc(s)	5001225	-	5001222	-	<i>i</i> 5001222	-
	2-part	1 pc(s)	<i>i</i> 5001217 + <i>i</i> 5001221	<i>i</i> 5001217 + <i>i</i> 5001225	<i>i</i> 5001215 + <i>i</i> 5001221	<i>i</i> 5001217 + <i>i</i> 5001225	<i>i</i> 5001217 + <i>i</i> 5001221	<i>i</i> 5001217 + <i>i</i> 5001225
	individual	1 pc(s)	Refer to website for more gland plate variants					

1600 mm wide



Configuration	3-part		2-part		1-part			
Depth of pedestal mm	400	500	400	500	400	500		
Consoles								
Height mm	P. of	720	-	-	-	-		
Depth mm		240	-	-	-	-		
Model No.	1 pc(s)	<i>i</i> 6723500	-	-	-	-		
Centre Parts								
Height mm	P. of	235	235	-	-	-		
Depth mm		730	755	-	-	-		
Model No.	1 pc(s)	<i>i</i> 6717500	<i>i</i> 6713500	-	-	-		
Pedestals								
Height mm	P. of	675	675	675	675	675		
Depth mm		400	500	400	500	400		
Model No.	1 pc(s)	<i>i</i> 6703500	<i>i</i> 6707500	<i>i</i> 6703500	<i>i</i> 6707500	<i>i</i> 6703500		
Accessories								
Gland Plates	1-part	1 pc(s)	<i>i</i> 5001236	-	<i>i</i> 5001236	-	<i>i</i> 5001236	-
	2-part	1 pc(s)	<i>i</i> 5001234 + <i>i</i> 5001235	<i>i</i> 5001234 + <i>i</i> 5001236	<i>i</i> 5001234 + <i>i</i> 5001235	<i>i</i> 5001224 + <i>i</i> 5001236	<i>i</i> 5001234 + <i>i</i> 5001235	<i>i</i> 5001234 + <i>i</i> 5001236
	individual	1 pc(s)	Refer to website for more gland plate variants					

i Indent Only. Contact your account manager for lead times.

One-Piece Consoles Stainless Steel (304)



Material:

- Enclosure: Stainless steel 1.4301 (AISI 304) 1.5mm
- Door or double door and console lid; Stainless steel 1.4301 (AISI 304). 2.0 MM
- Mounting plate: Sheet steel 3.0 mm

Surface finish:

- Enclosure, door, console lid and gland plates: Brushed grain 240
- Mounting plate: Zinc-plated

Supply includes:

- Enclosure, solid back and sides
- Door or double door at front, with locking rod
- Console lid with lid stay and cam lock latched in the enclosure
- Locks with double-bit insert

- Gland plates, divided
- Mounting plate





Protection category IP to IEC 60 529:

- IP 55

Protection category NEMA:

- NEMA 12

Stainless Steel 304

Model No.	Width mm	Height mm	Depth Bottom mm	Depth Top mm	Base/Plinth 100mm Complete	Door(s)
 2683600	600	960	400	480	2865000	1
 2684600	800	960	400	480	2869000	1
 2685600	1000	960	400	480	2867000	2
 2686600	1200	960	400	480	2870000	2

 **Indent Only.** Contact your account manager for lead times.

Special Order

PC Enclosures - Mild Steel

Material:

- Enclosure, door, rear door, mounting compartment, supports: Sheet steel
- Handles, decorative trim panels: Plastic
- Door trim panels: Aluminium
- Viewing window: Single-pane safety glass

Surface finish:

- Enclosure and door: Dipcoat primed, powder-coated on the outside, textured paint
- Mounting compartment, support: Powder-coated

Supply includes:

- Enclosure, door, rear door
- Glazed door, top

- Keyboard drawer
- Component shelf

Colour:

- Enclosure, door, decorative trim panels, supports: RAL 7035
- Handle: Similar to RAL 9006
- Monitor panel, door centre part: RAL 7015

Protection category IP to IEC 60 529:

- IP 55

Protection category NEMA:

- NEMA 12



Model No.	Width mm	Height mm	Depth mm	Design
i 5366000	600	1600	636	with glazed door at the top, keyboard drawer and component shelf
i 5366100	600	1600	636	with glazed door at the top, folding keyboard and component shelf
i 5366200	600	1600	636	with glazed door at the top, desk section and component shelf
i 5366300	600	1600	636	with glazed door at the top, keyboard drawer, small mounting compartment and component shelf
i 5366400	600	1600	636	with keyboard drawer and large mounting compartment
i 5368000	600	1600	836	with glazed door at the top, keyboard drawer and component shelf
i 5386000	800	1600	636	with glazed door at the top, keyboard drawer and component shelf

PC Enclosures - Stainless Steel

Material:

- Enclosure: Stainless steel 1.4301 (AISI 304), 1.5 mm
- Rear door: Stainless steel 1.4301 (AISI 304), 2.0 mm
- Gland plates: Stainless steel 1.4301 (AISI 304), 1.5 mm
- Monitor field: Single-pane safety glass, 4 mm

Surface finish:

- Brushed, grain 400

Supply includes:

- Enclosure, solid top and side
- Rear door with locking rod
- Component shelf

- Keyboard drawer with swing-down front for handrest and mouse pad support
- Lock insert, lock no 3524 E
- Bottom door with locking rod
- Gland plates, divided

Protection category IP to IEC 60 529:

- IP 55

Protection category NEMA:

- NEMA 12



Model No.	Width mm	Height mm	Depth mm
i 4650100	600	1600	630

i Indent Only. Contact your account manager for lead times.

Hygienic design

Rittal offers system solutions for hygienic production in the food industry. It is vital for a production plant to be equipped with optimised enclosures, terminal boxes and command panels, particularly in open processes, where the resistance of the seal to detergents and disinfectants is crucial.

Plant Data Centre

Edge networks aggregate sensor data to manage inventory and operations in real time, with no latency. Rittal provides reliability in racks, power, security, cooling and monitoring

Hygienic Design Wallmount Enclosures

Stainless steel construction and sloped design ensures drainage of cleaning solutions and protects against environmental contaminants.

HMI Enclosures

Stand alone consoles, pedestals and complete pendant arm systems offer design flexibility and cleanability needed for food process controls.

Liquid Cooling Package

LCP technology handles high heat and energy loads in a condensed footprint.

Climate control outside the hygiene zone

It supplies the air/water heat exchangers in the hygiene zone and the LCP in the data centre with the required cooling water.

TS 8 Enclosures/Blue e+ Cooling

Enclosures protect against temperature, dust and liquids while Blue e+ energy-efficient cooling technology manages internal climate.

Hygienic Design Terminal Boxes HD



Material:

- Enclosure and cover: Stainless steel 1.4301 (AISI 304) 1.5 MM
- Mounting bracket: Sheet steel, zinc-plated, passivated, 2.0 mm
- Screw plug: Stainless steel
- Seal: Silicone, compliant with FDA Guideline 21 CFR 177.2600

Surface finish:

- Enclosure and cover: Brushed, grain 400, peak-to-valley height < 0.8 µm
- Seal: Blue, dyed (RAL 5010)

Supply includes:

- Enclosure of all-round solid construction
- Cover
- Mounting bracket (pre-assembled)

- Seal and screw plug (supplied loose)

Protection category IP to IEC 60 529:

- IP 66

Protection category IP to DIN 40 050-9:

- IP 69K

Protection category NEMA:

- NEMA 13
- NEMA 3R
- NEMA 4X

Model No. HD	Width Front mm	Width Rear mm	Height Front mm	Height Rear mm	Depth mm	Wall Spacer Bracket HD Pack of 1	Mounting Plate Pack of 1	Support Rail TS 35/7.5 Pack of 10
1670600	150	172	150	172	80	4000100	1560700	2314000
1671600	150	177	150	177	120	4000100	1560700	2314000
1672600	200	227	200	227	120	4000100	1562700	2315000
1674600	300	327	200	227	120	4000100	1563700	2316000
1675600	400	427	200	227	120	4000100	1564700	2317000
1676600	400	427	300	327	120	4000100	1568700	2317000

Hygienic Design Compact Enclosures HD



Material:

- Enclosure and door: Stainless steel 1.4301 (AISI 304)
- Mounting plate: Sheet steel
- Lock inserts HD: Stainless steel 1.4404 (AISI 316L)
- Seal: Silicone, compliant with FDA Guideline 21 CFR 177.2600

Surface finish:

- Enclosure and door: Brushed, grain 400, peak-to-valley height < 0.8µm
- Mounting plate: Zinc-plated
- Seal: Blue, dyed (RAL 5010)

Supply includes:

- Enclosure of all-round solid construction
- Door with inserted seal

- Door hinged on the right, may be swapped to the left
- Mounting plate

Protection category IP to IEC 60 529:

- IP 66

Protection category IP to DIN 40 050-9:

- IP 69K

Protection category NEMA:

- NEMA 13
- NEMA 4X

Model No. HD	Width Front mm	Height Front mm	Height Rear mm	Depth mm	Mounting Plate Width mm	Mounting Plate Height mm	Accessories: Wall Spacer Bracket HD Pack of 1
1302600	220	350	437	155	162	275	4000100
1306600	390	430	549	210	334	355	4000100
1307600	510	550	669	210	449	470	4000100
1308600	390	650	769	210	334	570	4000100
1310600	610	650	769	210	549	570	4000100
1314600	810	430	549	210	749	355	4000100
1315600	810	650	821	300	739	570	4000100
1316600	810	1050	1221	300	739	955	4000100
1317600	810	1250	1421	300	740	1155	4000100
1320600	610	430	601	300	549	355	4000100

Hygienic Design System Enclosure HD



Material:

- Enclosure and door: Stainless steel 1.4301 (AISI 304)
- Lock inserts HD: Stainless steel 1.4404 (AISI 316L)
- Seal: Silicone, compliant with FDA Guideline 21 CFR 177.2600
- Mounting plate: Sheet steel

Surface finish:

- Enclosure and door: Brushed, grain 400, peak-to-valley height < 0.8 µm
- Mounting plate: Zinc-plated
- Seal: Blue, dyed (RAL 5010)

Supply includes:

- Enclosure frame with welded rear panel gland plate
- Door with inserted seal

- Right hand door hinge with single-door enclosures, may be swapped to opposite side
- Mounting plate

Protection category IP to IEC 60 529:

- IP 66

Protection category DIN 40 050-9:

- IP 59K

Model No.	Width mm	Height mm	Depth mm	Accessories				
				HD Side Panels	HD Baying Frame	Mounting Plate Infill	HD Angled Roof 30° open at the sides	HD Side Panels For Angled Roof
				1 Pair	Pack of 1	Pack of 1	Pack of 1	1 Pair WW
4000285*	1200	1800	500	4000185*	4000785	4000508*	4000525*	4000505*
4000485*	400	1800	500	4000185*	4000785	4000508*	4000545*	4000505*
4000685*	600	1800	500	4000185*	4000785	4000508*	4000565*	4000505*
4000885*	800	1800	500	4000185*	4000785	4000508*	4000585*	4000505*

*Customised/Extended delivery times

Indent Only. Contact your account manager for lead times.

Outdoor Enclosures



Wall Mounted Enclosures CS



Material:

- Enclosure: Aluminium AIMg3
- Mounting plate: Aluminium, 2 mm

Surface finish:

- Enclosure: Powder Coated, UV-resistant pure polyester
- Mounting plate: Clear chromated

Supply includes:

- Double-walled outdoor enclosure, fully preconfigured
- Inner enclosure with mounting plate, gland plate and security lock
- Mounting bracket for enclosure internal thermostat or hygrostat
- Outer enclosure with designer cover and security lock 3524 E
- Two C rails on the rear panel

Colour:

- RAL 7035

Protection category IP to IEC 60 529:

- IP 55

Protection category NEMA:

- NEMA 4

IK Code:

- IK08

Double-walled

Model No.	Description	Width mm	Height mm	Depth mm
9791015	Inner	400	170	280
	Outer	370	522	210
9791025	Inner	440	170	330
	Outer	420	560	210
9791035	Inner	565	220	440
	Outer	530	700	265
9791045	Inner	580	333	560
	Outer	630	780	380

Top Accessories

Model No.	Description	Pack of
2584000	Pole Clamp	2
3110000	Enclosure Internal Thermostat	1
3118000	Hygrostat	1



Material:

- Aluminium AlMg3

Surface finish:

- Powder-coated
- UV-resistant pure polyester

Supply includes:

- Single-walled outdoor enclosure, fully preconfigured
- Basic enclosure with gland plate, three-part
- 25mm system punchings in the roof, base, front and in the enclosure depth
- Front door(s) with door stay, swing lever handle and semi-cylinder, lock BJ 20027
- Transport plinth with screw-fastened trim panels front and rear
- Rain canopy

Colour:

- RAL 7035

Protection category IP to IEC 60 529:

- IP 55

Protection category NEMA:

- NEMA 3R

IK Code:

- IK07

Single-walled and one-door, width 600 and 800mm

Model No.	Width mm	Height mm	Depth mm
9783530	600	1200	500
9783610	800	1200	500
9783540	600	800	400

Toptec CS



Material:

- Base frame: Stainless steel
- Enclosure panels: Aluminium
- Rain canopy: Aluminium

Surface finish:

- Powder-coated
- UV-resistant pure polyester

Supply includes:

- Double-walled outdoor enclosure, fully preconfigured
- TS 8 frame with 25mm system punchings in the roof and base frame plus vertical sections with two mounting levels

Colour:

- RAL 7035/T33 (smoke blue)/Deep brunswick green

Protection category IP to IEC 60 529:

- IP 55

IK Code:

- IK07


Variants and modifications available on request:

- Dimensions
- Baying
- Side door
- Rear door
- Climate Control
- Mounting angles
- Mounting panel
- Battery tray
- Battery tray

Special order

	Model No.	Design
i	9774005	for baying
i	9774099	for stand-alone siting

Typical project solutions



i Indent Only. Contact your account manager for lead times.

Multifunctional Cabinets MFC



Material:

- Aluminium
- Mounting plate: Aluminium

Surface finish:

- Powder-coated
- Pure polyester

Supply includes:

- Welded centre bar
- Middle door latched from the inside
- Right-hand door with single swing lever, without insert
- 3 x mechanical door stays (approx 155°)
- Weather canopy, vented (height approx 150 mm)
- Gland plate, one-piece with cable glands: left unit for electricity supply companies ESC part: 2x M20 and 1x M50, centre 3x M50 and 2x M63, right: 4x M16, 4 x M25 and 1x M32, including cover bung for plastic gland
- One-piece 2 x 482.6 mm (19") standard panel, in stainless steel

throughout

- Mounting plate
- 2-bay FM rack
- Divider panel between the unit for electricity supply companies (ESC part) and the 482.6 mm (19") level

Colour:

- RAL 7035

Protection category IP to IEC 60 529:

- IP 55

Options:

- Single-walled, prepared to accommodate SK filter elements in the internal door
- Battery base
- Double-walled
- Base/plinth for multi-functional enclosure
- Heat exchangers
- Direct Air Cooling (DAC) systems
- Power supply
- Unit for electricity supply companies

Model No.	Width mm	Height mm	Depth mm	Door(s)
i 9750908 (MFC 8)	1000	1500	500	1
i 9750912 (MFC 12)	1300	1500	500	2
i 9750915 (MFC 15)	1700	1450	500	2
i 9750918 (MFC 18)	2000	1500	500	3

i Indent Only. Contact your account manager for lead times.

Climate control



Blue e+, Rittal's revolution in energy efficiency through innovative hybrid technology, utilising two parallel cooling circuits working together.

- 75% energy saved due to inverter technology, demand-regulated components and heat pipe technology
- Unique multi-voltage capability for world wide use
- Intuitive operation via touch display
- Identical mounting cut-out (external mounting, partial internal mounting and full internal mounting) for four output categories



Nanotechnology for TopTherm Climate Control Units: The water, dirt and oil-repellent properties of the innovative RiNano coating applied to the heat exchangers ensures a constant cooling performance over a much longer period – which quickly adds up to significant time and cost savings by:

- Reduced contamination of the heat exchanger
- High resilience of the RiNano coating
- Significantly simpler cleaning
- Reduced contamination of the heat exchanger
- Extended service and maintenance intervals cut costs
- No time-consuming removal and re-mounting of the cooling unit
- Filter mats no longer necessary for many applications
- Longer service life of metal filter mats
- Increased energy efficiency



Innovative smart phone applications:

- Innovative smart phone application
- The Therm app for Android and iOS for the load calculation using the typical smart phone controls
- Quick diagnosis with smartphone Blue e+ app via NFC
- Remote monitoring via Ethernet and device analysis with RiDiag via USB interface
- Detailed function analysis and parameter setting capabilities via diagnosis software RiDiag



Enclosure Climate Control SK



Product description:

- SK Blue e+ DX cooling unit, wall-mounted, 2.00 – 6.00 kW, 110-240 V, 1~, 380-480 V, 3~, 50-60 Hz, sheet steel

Protection category IP to IEC 60 529:

- Internal circuit IP 55

Operating temperature range (environment):

- -20°C...+60°C

Refrigerant/cooling medium:

- R134a



*Total cooling output 50Hz L35 L35 to DIN EN 14511

Model No.	Cooling Output (W)*	Width mm	Height mm	Depth mm	Operating Voltage (V)
3186930	2000	450	1600	294	110 - 240, 1~, 50/60 380 - 480, 3~, 50/60
3187930	2600	450	1600	294	110 - 240, 1~, 50/60 380 - 480, 3~, 50/60
3188940	4200	450	1600	294	380 - 480, 3~, 50/60
3189940	5800	450	1600	294	380 - 480, 3~, 50/60

THERM 6.4 : Free Calculation Program For The Climate Control Of Enclosures

The Therm 6.4 software package takes care of the complex calculation of climate control requirements. The package includes:

- Enclosure Climate Control Calculator
- Chiller Configurator
- IT Cooling Calculator
- Humidity Calculator
- Blue e+ efficiency calculator
- RiDiag (diagnosis Program)

Download full version online at www.rittal.com/therm
Download App from iTunes or Google Play



Software

Wall Mounted Cooling Units SK



Product description:

- SK Blue e DX cooling unit, wall-mounted, 0.36-3.95 kW, 230/115/400/460 V, 1/3~, 50/60 Hz, sheet steel/stainless steel

Protection category IP to IEC 60 526:

- External circuit: IP 34
- Internal circuit: IP 54

Protection category NEMA:

- NEMA 4

Operating temperature range (environment):

- +10°C...+55°C

Refrigerant/cooling medium:

- R134a

Sheet Steel		Stainless Steel		Cooling Output (W)*	Width mm	Height mm	Depth mm	Operating Voltage (V) (50/60Hz)
Basic Control	Comfort Control	Basic Control	Comfort Control					
				360	280	550	140	230
<i>i</i>		<i>i</i>		360	280	550	140	115
				550	280	550	210	230
	<i>i</i>		<i>i</i>	660	280	550	210	115
	<i>i</i>		<i>i</i>	850	280	550	206	230
	<i>i</i>		<i>i</i>	890	280	550	206	115
			<i>i</i>	850	280	550	206	400
			<i>i</i>	1100	400	950	260	230
	<i>i</i>		<i>i</i>	1100	400	950	260	115
			<i>i</i>	1100	400	950	260	400/460
				1600	400	950	260	230
	<i>i</i>		<i>i</i>	1600	400	950	260	115
			<i>i</i>	1600	400	950	260	400/460
			<i>i</i>	2200	400	1580	295	230
	<i>i</i>		<i>i</i>	2200	400	1580	295	115
			<i>i</i>	2200	400	1580	295	400/460
	<i>i</i>		<i>i</i>	2550	400	1580	295	230
	<i>i</i>		<i>i</i>	2550	400	1580	295	115
			<i>i</i>	2550	400	1580	295	400/460
			<i>i</i>	3950	500	1580	340	400/460

i Indent Only. Contact your account manager for lead times.

For approvals detailed drawing and performance diagrams refer to rittal.com.au/rittal.co.nz

Roof Mounted Cooling Units SK



Product description:

- SK Blue e DX cooling unit, Roof-mounted, 0.55-3.8 kW, 230/115/400/460 V, 1/3~, 50/60 Hz, sheet steel, nano-coated condenser, integral electric condensate evaporation



Protection category IP to IEC 60 529:

- External circuit IP 34
- Internal circuit IP 54

Operating temperature range (environment):

- +10°C...+55°C

Refrigerant/cooling medium:

- R134a

*Total cooling output 50Hz L35 L35 to DIN EN 14511

Mild Steel Comfort Control	Stainless Steel Comfort Control	Cooling Output (W)*	Width mm	Height mm	Depth mm	Operating Voltage (V) (50/60Hz)
3382500	3382600	550	597	417	380	230
<i>i</i> 3382510	3382610	550	597	417	380	115
3359500	3359600	770	597	417	380	230
<i>i</i> 3359510	3359610	770	597	417	380	115
<i>i</i> 3359540	3359640	770	597	417	380	400
3383500	3383600	1000	597	417	475	230
<i>i</i> 3383510	3383610	1000	597	417	475	115
<i>i</i> 3383540	3383640	1000	597	417	475	400
3384500	3384600	1500	597	417	475	230
<i>i</i> 3384510	3384610	1500	597	417	475	115
3384540	3384640	1500	597	417	475	400
<i>i</i> 3385500	3385600	2000	597	417	475	230
<i>i</i> 3385510	3385610	2000	597	417	475	115
<i>i</i> 3385540	3385640	2000	597	417	475	400
3386540	3386640	3000	796	470	580	400/460
3387540	3387640	3800	796	470	580	400/460

i Indent Only. Contact your account manager for lead times.

Roof Mounted Cooling Units SK



Product description:

- SK Blue e DX cooling unit, roof-mounted, 0.55-3.8 kW, 230/115/400/460 V, 1/3-, 50/60 Hz, sheet steel, nano-coated condenser, integral electric condensate evaporation



WProtection category NEMA:

- NEMA 4X

Operating temperature range (environment):

- +10°C...+55°C

Refrigerant/cooling medium:

- R134a

*Total cooling output 50Hz L35 L35 to DIN EN 14511

Model No.	Cooling Output (W)*	Width mm	Height mm	Depth mm	Operating Voltage (V)
3273500	1100	597	417	475	230
3273515	1100	597	417	475	115
3301800	3000	597	417	895	230

For Cooling IT equipment

Model No.	Cooling Output (W)*	Width mm	Height mm	Depth mm	Operating Voltage (V)
3301800	3000	597	417	895	230

Wall Mounted Cooling Units NEMA 4X



Product description:

- Energy-efficient Blue e wall-mounted DX cooling, 0.5-2.5 kW, 230/115/400/460 V, 1/3~, 50/60 Hz, stainless steel 1.4404 (AISI 316L), e-Comfort controller integrated as standard, RiNano coating on the condenser, electrical condensate evaporation.



Protection category NEMA:

- NEMA 4X

Operating temperature range (environment):

- +10°C...+55°C

Protection category NEMA:

- R134a

*Total cooling output 50Hz L35 L35 to DIN EN 14511

Model No. Comfort Controller	Cooling Output (W)*	Width mm	Height mm	Depth mm	Rated Operating Voltage (V - Hz)
3303504	550	285	620	298	230 - 50/60
<i>i</i> 3303514	660	285	620	298	115 - 60
<i>i</i> 3304504	1100	405	1020	358	230 - 50/60
<i>i</i> 3304514	1100	405	1020	358	115 - 50/60
<i>i</i> 3304544	1100	405	1020	358	400 - 50/460 - 60
<i>i</i> 3305504	1600	405	1020	358	230 - 50/60
<i>i</i> 3305514	1600	405	1020	358	115 - 50/60
<i>i</i> 3305544	1600	405	1020	358	400 - 50/460 - 60
<i>i</i> 3328504	2200	405	1650	388	230 - 50/60
<i>i</i> 3328514	2200	405	1650	388	115 - 50/60
<i>i</i> 3328544	2200	405	1650	388	400 - 50/460 - 60
<i>i</i> 3329504	2550	405	1650	388	230 - 50/60
<i>i</i> 3329514	2550	405	1650	388	115 - 50/60
<i>i</i> 3329544	2550	405	1650	388	400 - 50/460 - 60

i Indent Only. Contact your account manager for lead times.



Product description:

- SK Enclosure PTC heater, 8-150 W without fan, 250-800 W with fan, 110-240 V, 1~, 50/60 Hz, with quick connection terminal
- Special voltages available on request
- For precise temperature control inside the enclosure, we recommend the enclosure internal thermostat or the digital enclosure internal temperature display and thermostat.
- In order to prevent condensation on assembly, a hygrostat is recommended to regulate heating.


Without Fan-Continuous Thermal Output 8-150 W

Model No.	Operating Thermal Output (W @ $T_u=10^{\circ}\text{C}$)	Width mm	Height mm	Depth mm	Operating Voltage (50/60Hz)	Pre-fuse T
3105310	8 - 10	45	120	46	110-240V	2A
3105320	18 - 20	45	120	46	110-240V	2A
3105330	23 - 30	64	155	56	110-240V	4A
3105340	49 - 50	64	155	56	110-240V	4A
3105350	63 - 75	64	230	56	110-240V	4A
3105360	86 - 100	90	165	75	110-240V	4A
3105370	130 - 150	90	180	75	110-240V	4A

With Fan-Continuous Thermal Output 250-800 W

Model No.	Operating Thermal Output (W @ $T_u=10^{\circ}\text{C}$)	Width mm	Height mm	Depth mm	Operating Voltage (50/60Hz)	Pre-fuse T
3105410	250	103	200	103	110	4A
3105380	250	103	200	103	230	4A
3105420	400	103	200	103	110	6A
3105390	400	103	200	103	230	6A
3105430	800	103	200	103	110	10A
3105400	800	103	200	103	230	6A

TopTherm Fans and Filter Units



Product description:

- Complete fan unit for tool-free mounting on surfaces. Air throughput from 20 - 700 m³/h, standard protection category IP 54.

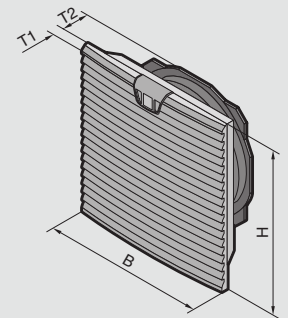
Protection category IP to IEC 60 529:

- IP 54

Protection category NEMA:

- NEMA 12

- Special voltages available on request
- With additional hose-proof hood: the protection category would be improved to IP 56, NEMA 3 or NEMA 3R (for more details refer to the accessories section)



Air Throughput

Fan and Filter Mat	Outlet Filter	Air Flow Rate (m ³ /h) Unimpeded	External Width mm	External Height (H1) mm	Depth (T2) mm	Voltage (V) (50/60Hz)	Rated Current A
3237100	3237200	20/25	116.5	116.5	43	230	0.065/0.052
3237110	3237200	20/25	116.5	116.5	43	115	0.12/0.10
3237124	3237200	20	116.5	116.5	43	24 (DC)	0.125
3238100	3238200	55/66	148.5	148.5	58.5	230	0.12/0.11
3238110	3238200	55/66	148.5	148.5	58.5	115	0.24/0.22
3238124	3238200	55	148.5	148.5	58.5	24 (DC)	0.23
3239100	3239200	105/120	204	204	90	230	0.12/0.11
3239110	3239200	105/120	204	204	90	115	0.24/0.22
3239124	3239200	105	204	204	90	24 (DC)	0.23
3240100	3240200	180/160	255	255	107	230	0.21/0.19
3240110	3240200	180/160	255	255	107	115	0.42/0.38
3240124	3240200	180	255	255	107	24 (DC)	0.43
3241100	3240200	230/250	255	255	107	230	0.26/0.24
3241110	3240200	230/250	255	255	107	115	0.52/0.48
3241124	3240200	230	255	255	107	24 (DC)	0.78
3243100	3243200	550/600	323	323	118.5	230	0.37/0.39
3243110	3243200	550/600	323	323	118.5	115	0.75/0.80
3244100	3243200	700/770	323	323	130.5	230	0.43/0.60
3244110	3243200	700/770	323	323	130.5	115	0.9/1.25
3244140	3243200	700/770	323	323	130.5	400/460	0.17/0.21

Special voltages available on request. We reserve the right to make technical modifications, EMC fans/filters available.

Roof Mounted Filter Fans



Product description:

- The new generation of roof-mounted fans is one system for all sizes. Only one mounting cut-out is needed for all output categories. Air routing with minimal pressure losses ensures a high level of efficiency, while an innovative clamping attachment supports a high protection category of IP55.

Protection category IP to IEC 60 529:

- IP 21 without filter mat
- IP 55 including filter mat

Protection category NEMA:

- NEMA 12

Air Throughput, Unimpeded Air Flow 500 - 873 m³/h

Fan and Filter Mat	Outlet Filter	Air Flow Rate (m ³ /h) Unimpeded	Width mm	Height mm	Depth mm	Voltage (V) (Hz)	Rated Current A
3138000	3243200	-	400	133	400	-	-
3139100	3243200	417 / 446	400	133	400	230, 1~, 50/60	0.22 / 0.27
3139110	3243200	417 / 446	400	133	400	115, 1~, 50/60	0.43 / 0.55
3140100	3243200	725 / 759	400	133	400	230, 1~, 50/60	0.43 / 0.56
3140110	3243200	725 / 759	400	133	400	115, 1~, 50/60	0.88 / 1.17
3140140	3243200	700 / 749	400	133	400	400, 3~, 50/60 460, 3~, 60	0.17 / 0.19

Chiller Blue e+



Product description:

- Blue e+ chillers ensure centralised and efficient cooling of liquid media with a high level of temperature accuracy and innovative DC inverter technology
- Suitable for international use due to unique multi-voltage capability (without rewiring) and high operating limits
- Maximum reliability thanks to integral overflow valve and monitoring sensors
- Intuitive operation due to touch display and intelligent interfaces
- Compact and modular layout ensures minimum footprint
- Pumps with highly efficient IE3 motors

Operating temperature range (environment):

- +5°C...+50°C

Protection category NEMA:

- R134a



Model No.	Cooling Output (W)*	Width mm	Height mm	Depth mm	Rated Operating Voltage (V - Hz)
3320200	2500	400	820	670	380 - 450, 3~, 50 440 - 480, 3~, 60
3334300	4000	450	820	670	380 - 450, 3~, 50 440 - 480, 3~, 60
3334400	6000	450	1000	670	380 - 450, 3~, 50 440 - 480, 3~, 60

Rittal Service and after sales support

As flexible and individual as your requirements, Rittal offers tailored Service Agreements which guarantee you all the benefits of the products' life cycle management 24 Hours, 365 days a year.

- Manufacturer's warranty
- Extended Warranty
- Service and Maintenance agreements
- Inspection and the health check
- Spare parts
- Commissioning



Contact us for more information on Service

AUSTRALIA: 1800 676 169
service@rittal.com.au

NEW ZEALAND: 0800 748 737
service@rittal.co.nz

Rittal Service

Indent Only. Contact your account manager for lead times.

Climate Control Accessories

Filter Mats (for cooling units)

Model No.	Unit	Dimensions mm	Pack of
3286110	3302300/ 3302310	190 x 95 x 10	3
3286300	3302.../ 3303.../ 3361...	265 x 200 x 10	3
3286400	3304.../ 3305.../ 3328.../ 3329.../ 3332.../ 3366...	344 x 268 x 10	3
3286500	3273.../ 3382.../ 3383.../ 3384.../ 3385.../ 3359...	530 x 255 x 10	3
3286600	3386.../ 3387...	720 x 300 x 10	3
3253010	3377...	205 x 210 x 10	3
3285900	3186930 / 3187930 / 3188940 / 3189940	380 x 358 x 10	3

Metal Filters (for cooling units)

Model No.	Unit	Dimensions mm	Pack of
i 3286120	3302300/ 3302310	190 x 95 x 10	1
i 3286310	3302100 / 3302110 / 3303.../ 3361...	265 x 200 x 10	1
i 3286410	3304.../ 3305.../ 3328.../ 3329.../ 3332.../ 3366...	344 x 268 x 10	1
i 3286510	3273.../ 3382.../ 3383.../ 3384.../ 3385.../ 3359...	530 x 255 x 10	1
i 3286610	3386.../ 3387...	720 x 300 x 10	1
i 3253220	3377...	255 x 200 x 10	1
i 3285910	3186930 / 3187930 / 3188940 / 3189940	380 x 358 x 10	1



Spare Filter Mats (for fan/outlet filter)

Model No.	Fan and Filter Unit	Filter Class DIN EN 779	Pack of
3321700	3237...	G2	5
3322700	3238...	G2	5
3171100	3239...	G3	5
3172100	3240.../ 3241...	G3	5
3173100	3243.../ 3244...	G3	5
3174100	3138.../ 3139.../ 3140...	G3	12

Fine Filter Mats (for fan/outlet filter)

Model No.	Fan and Filter Unit	Filter Class DIN EN 779	Pack of
3238055	3238...	F5	5
3181100	3239...	F5	5
3182100	3240.../ 3241	F5	5
3183100	3243.../ 3244.../ 3245...	F5	5

i Indent Only. Contact your account manager for lead times.



Climate Control Accessories



Hose Proof Hood (for TopTherm fans and filter units)

Model No.	For Fan and Filter Unit	Width mm	Height mm	Depth mm
3237080	3237...	150	230	40
3238080	3238...	176	245	55
3239080	3239...	233	330	55
3240080	3240.../ 3241...	282	390	85
3243080	3243.../ 3244...	350	480	110
3245080	3245...	350	480	160



Control Regulation (for TopTherm fans and filter units)

Model No.	Description	Pack of
3110000	Thermostat	1
3118000	Hydrostat	1



Air Duct System (for roof-mounted cooling units)

Model No.	For Unit	Pack of
3286870	3209.../ 3210.../ 3273.../ 3359.../ 3382.../ 3383.../ 3384.../ 3385...	1
3286970	3386.../ 3387...	1

Spare Parts

Search for enclosure and cooling unit spare parts to display downloadable drawings

Visit www.rittal.com.au / www.rittal.co.nz
>> Support >> Service >> Spare Parts



Rittal Service

Rittal Service across Australia & New Zealand



24 hour availability.

Whenever, wherever and however you need us, we are always on hand to offer you our assistance. Simply give us a call, send an email or visit www.rittal.com.au or www.rittal.co.nz



Repairing.

Our highly qualified service technicians are out on the road for you. Rittal offers fast, flexible and reliable assistance when you need it.



Flexible contracts.

As flexible and individual as your requirements. We offer tailored Service Agreements which guarantee you all the benefits of life cycle management for the long-term future.



Spare parts.

Stocks of standard spare parts and customer-specific components ensure fast and reliable spare parts availability.



Warranty extension.

Extend the life of your investments with optional warranty extension for up to 5 years on service contracts.

Rittal Service

Reliability and peace of mind

Contact us for more information on Service

AUSTRALIA: 1800 676 169
service@rittal.com.au

NEW ZEALAND: 0800 748 737
service@rittal.co.nz

SERVICE OPTIONS	Availability	Response Time	Spare Parts Availability	Maintenance	Extended Warranty	Commissioning
BASIC	Business hours	Next working day	Standard	Product dependent	Optional	Not included
COMFORT	Business hours	Next day	Standard	Product dependent	Optional	Not included
ADVANCED	24 hours, 365 days a year	8 Hours	24 Hours	Product dependent	Included	Included
FULL	24 hours, 365 days a year	4 Hours	24 Hours	Product dependent	Included	Included
CUSTOMISED	24 hours, 365 days a year	4 Hours	Individual concept	Individual (min 2 x per year)	Optional	Included

Power Distribution



Ri4Power

Modular system

- For low-voltage switchgear with design verification to IEC 61 439-1/-2
- For control systems and power distributors
- Structured system solution for switch gear with Form separation 1-4b
- Simple, installation-friendly configuration of the system

Busbar systems up to 5500 A

- RiLine - The compact busbar system up to 1600 A
- Maxi-PLS - The assembly-friendly system
- Flat-PLS - The flat busbar system for discerning requirements,
- Tested PE conductor system

Modular enclosure system


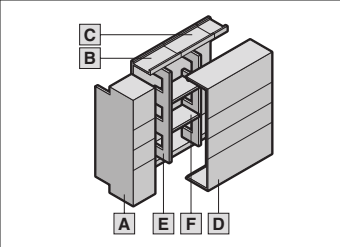

- Based on enclosure platform TS 8
- Flexible, modular front design
- Roof plates to suit most requirements
- Modular compartment configuration for internal compartmentalisation up to Form 4b
- Internal cover plates, contact hazard protection for NH fuse-switch-disconnector sections Form 2b
- Accessories for Ri4Power

Simple planning

- **Rittal Power Engineering with update function**
- Configuration of low-voltage switchgear with design verification
- Simple, fast assembly with automatically generated assembly plan
- Generation of parts list with graphical output



RiLine Accessories



RiLine Busbar Assembly

Designation	Description	Sub-description	Quantity/ Pack	800A Flat Cu, 30x10 Model No.	1600A PLS Cu Model No.
	Busbar support	3P	4	9340000	9342000
	Spacers for 12x5/10 busbars		12	9340090	-
		4P	4	3940004	9342004
A	End covers	3P	2	9340070	9342070
		4P	2	9340074	9342074
B	Base tray, 1100mm	3P	2	9340130	9342130
		4P	2	9340134	9342134
C	Base tray infills (between sections)	3P only	2	9340140	9342140
D	Cover sections, 100mm	3P	2	9340210	9340210
		4P	2	9340214	9340214
E	Support panels	3P	5	9340220	9340220
		4P	5	9340224	9340224
F	Cross members	3P only	2	9340230	9340230

PLS Special Cu Busbars, 1600A

Rating	Description	Length	Quantity/ Pack	Model No.
1600A	PLS cu busbars	L = 1095 mm	3	3529000
1600A	PLS cu busbars	L = 2400 mm	1	3516000
	Busbar sleeves, 30x10, 1M		4	3092000
	Busbar sleeves, 60x10, 1M		2	3085000

Cable Connection Adaptors

Rating	Description	Quantity/ Pack	Model No.
63A, 3P	63A Top connect, 2.5-10mm ²	1	9342200
63A, 3P	63A Bottom connect, 2.5-10mm ²	1	9342210
125A, 3P	125A Top/Bottom connect, 10-25mm ² , 16-35mm ² , 10 x 7.8 mm Cu	1	9342220
125A, 4P	125A Top/Bottom connect, 10-25mm ² , 16-35mm ² , 10 x 7.8 mm Cu	1	9342224
250A, 3P	250A Top/Bottom connect, 35-120mm ² , 18.5 x 15.5 mm Cu	1	9342250
250A, 4P	250A Top/Bottom connect, 35-120mm ² , 18.5 x 15.5 mm Cu	1	9342254
250A, 3P	250A Top/Bottom connect, 35-240mm ² , 24 x 21 mm Cu	1	3439010
800A, 3P	800A Top/Bottom connect, 95-300mm ² , 33 x 20 mm Cu	1	9342280
800A, 3P	800A Top/Bottom connect, 95-300mm ² , 33 x 20 mm Cu	1	9342310
1600A, 3P	1600A Top/Bottom connect, 65 x 27 x 5 mm Cu, 65 x 22 x 10 mm Cu	1	9342320
800A, 1P	800A Expansion set to make 4P95-300mm ² , 33 x 21 mm Cu	1	9342314
1600A, 3P	1600A Expansion set to make 4P65 x 27 x 5 mm Cu, 65 x 22 x 10 mm Cu	1	9342324

MCCB Adaptors

Rating	Description	Quantity/ Pack	Model No.
100A, 3P	100A Bottom connect, 10 - 35 mm ² , 10 x 7.8mm Cu	1	9342410
125A, 3P	125A Bottom connect, 35 - 120 mm ² , 18.5 x 15.5mm Cu	1	9342550
160A, 3P	160A Bottom connect, 35 - 120 mm ² , 18.5 x 15.5mm Cu	1	9342510
250A, 3P	250A Bottom connect, with copper connection tails	1	9345610
400A, 3P	400A Bottom connect, with copper connection tails	1	9345730
630A, 3P	630A Bottom connect, with copper connection tails	1	9345710

For 4P MCCB adaptors, refer to Cat 35 p283 - 284

Indent Only. Contact your account manager for lead times.

RiLine Accessories

RiLine Compact Busbars and Adaptors


Rating	Description	Quantity/ Pack		Model No.
125A, 3P	CrossBoard, 225W x 160H x 45.1D	1		9635000
125A, 3P	CrossBoard, 405W x 160H x 45.1D	1		9635010
80A, 3P	Busbar connection adaptor, AWG 6-16, 1.5 - 16mm ² , 22.5Wx160Hx115.5D	4		9635200
16A, 3P	Component adaptor (OM, MCB, Fuse) Connection cables AWG 14, 22.5Wx160Hx80.2D	1		9635300
16A, 3P	Component adaptor (OM, MCB, Fuse) Connection cables AWG 14, 45Wx160Hx34.5D	4		9635310
32A, 3P	Component adaptor (OM, MCB, Fuse) Connection cables AWG 10, 45Wx160Hx34.5D	4		9635320
16A, 3P	Component adaptor (OM, MCB, Fuse) Connection cables AWG 14, 45Wx160Hx34.5D	4		9635330
25A, 3P	Component adaptor (OM, MCB, Fuse) Connection cables AWG 12, 45Wx160Hx34.5D	4		9635340
32A, 3P	Component adaptor (OM, MCB, Fuse) Connection cables AWG 10, 45Wx160Hx34.5D	4		9635350
45A, 3P	Component adaptor (OM, MCB, Fuse) Connection cables AWG 8, 45Wx160Hx34.5D	4		9635360

Overload Motor (OM) Adaptors

Rating	Description	Quantity/ Pack	Model No.
16A, 3P	16A OM Adaptor with connection cables, 45W x 272H, AWG 12	1	9340760
25A, 3P	25A OM Adaptor with connection cables, 45W x 208H, AWG 12	1	9340370
"25A, 3P Reversing"	25A OM Adaptor with connection cables, 45W x 208H, AWG 12	1	9340400
32A, 3P	32A OM Adaptor with connection cables, 45W x 272H, AWG 10	1	9340770
32A, 3P	32A OM Adaptor with connection cables, 55W x 208H, AWG 10	1	9340470
40A, 3P	40A OM Adaptor with connection cables, 55W x 272H, AWG 8	1	9340730
40A, 3P	40A OM Adaptor with connection cables, 75W x 208H, AWG 8	1	9340710
65A, 3P	65A OM Adaptor with connection cables, 55W x 272H, AWG 6	1	9340450
65A, 3P	65A OM Adaptor with connection cables, 75W x 208H, AWG 6	1	9340700

Overload Motor (OM) Accessories

Description	Quantity/Pack	Model No.
Connection pin	20	9340280
Insert strip	2	9340290
Pin block	5	9340810




RiLine Connection Components

Ri4Power Form 1-4 Systems

Visit www.rittal.com.au/www.rittal.co.nz for more information

Indent Only. Contact your account manager for lead times.

RiLine Accessories



Conductor Connection Clamps


Bar Thickness	Description	Quantity/ Pack	Model No.
5mm	Conductor connection clamps, Push In 0.5-4 mm ²	10	3450505
5mm	Conductor connection clamps, Push In 1.5-16 mm ²	10	3451505
10mm	Conductor connection clamps, Push In 0.5-4 mm ²	10	3455505
10mm	Conductor connection clamps, Push In 1.5-16 mm ²	10	3456505
5mm	Conductor connection clamps, Steel 1-4 mm ²	15	3450500
5mm	Conductor connection clamps, Steel 8x8mm Flex-Cu, 2.5-16 mm ²	15	3451500
5mm	Conductor connection clamps, Steel 10.5x11mm Flex-Cu, 16-50 mm ²	15	3452500
5mm	Conductor connection clamps, Steel 16.5x15mm Flex-Cu, 35-70 mm ²	15	3453500
5mm	Conductor connection clamps, Steel 22.5x20mm Flex-Cu, 70-185 mm ²	15	3454500
10mm	Conductor connection clamps, Steel 1-4 mm ²	15	3455500
10mm	Conductor connection clamps, Steel 8x8mm Flex-Cu, 2.5-16 mm ²	15	3456500
10mm	Conductor connection clamps, Steel 10.5x11mm Flex-Cu, 16-50 mm ²	15	3457500
10mm	Conductor connection clamps, Steel 16.5x15mm Flex-Cu, 35-70 mm ²	15	3458500
10mm	Conductor connection clamps, Steel 22.5x20mm Flex-Cu, 70-185 mm ²	15	3459500
3-5mm	Conductor connection clamps, Brass 1-4 mm ²	15	3450000
6-10mm	Conductor connection clamps, Brass 1-4 mm ²	15	3455000
12.5x5 - 30x10	Plate clamps for Flex-Cu, 34Wx10H	3	3554000
40x10	Plate clamps for Flex-Cu, 34Wx10H	3	3559000
50x10	Plate clamps for Flex-Cu, 34Wx10H	3	3560000
50x10	Plate clamps for Flex-Cu, 54Wx10H	3	3562000
60x10	Plate clamps for Flex-Cu, 34Wx10H	3	3561000
60x10	Plate clamps for Flex-Cu, 54Wx10H	3	3563000
80x10	Plate clamps for Flex-Cu, 65Wx10H	3	3460500
800A	Connection Block, 95-300mm ² , 33x22x10mm Cu	3	9342311
1600A	Connection Block, 65x22x10mm Cu	3	9342321

Laminated Flex-Cu, 285A to 1950A

New

Push-in conductor connection clamps

The fastest way for conductor connection on busbars




Visit www.rittal.com.au/www.rittal.co.nz for more info

Indent Only. Contact your account manager for lead times.

Perforex machining centres

Perforex machining centres were designed specifically for panel building and switchgear manufacturing to optimise the machining of enclosure panels and cases in the workshop and boost efficiency. Perforex machining centres can automatically create holes, threads and milled surfaces in the workpiece. All standard materials used in enclosure manufacturing, such as steel, stainless steel, aluminium and copper, as well as various plastics and other machinable materials, mounting plates, chamfered and spray-finished doors, covers, console panels, housings etc. may be machined.



Visit www.rittal.com.au / www.rittal.co.nz for more information

Assembly frames and LT 1000 storage and transport trolley

When it comes to the automation and rationalisation of processes throughout every stage of machining, assembly, wiring and testing of enclosures, we have the right ergonomic solution for you. Our assembly frames are mobile, tiltable and (depending on the version) height-adjustable frames for mounting plates (optionally 1900 x 1900 mm) and enclosures. All types offer simple, variable fixing of mounting plates using quick-release fasteners, are independent from the mains power (no risk of “running over the wire”), and take up minimal space when not in use. For easier handling of enclosure panels, we additionally offer the storage and transport trolley LT 1000.



Visit www.rittal.com.au / www.rittal.co.nz for more information

The right tool for every application!

Rittal offers a comprehensive range of hand-held tools for professional support with your work operations. All the machining and handling technology you need for time-saving and cost-cutting manufacturing processes, all from a single source.



Visit www.rittal.com.au / www.rittal.co.nz for more information

Protection Categories to IEC 60 529 (EN 60 529)

The IP protection category is characterised by 2 numbers:

Degrees of protection for protection against contact and foreign bodies: First characteristic numeral

Degrees of protection for protection against water: Second characteristic numeral

First Characteristic Numeral	Description	Explanation
1	Protected against solid foreign objects with a diameter of 50 mm and greater	The object probe, a sphere 50 mm in diameter, must not penetrate fully ¹⁾ .
2	Protected against solid foreign objects with a diameter of 12.5 mm and greater	The object probe, a sphere 12.5 mm in diameter, must not penetrate fully ¹⁾ .
3	Protected against solid foreign objects with a diameter of 2.5 mm and greater	The object probe, a sphere 2.5 mm in diameter, must not penetrate at all ¹⁾ .
4	Protected against solid foreign objects with a diameter of 1.0 mm and greater	The object probe, a sphere 1.0 mm in diameter, must not penetrate at all ¹⁾ .
5	Dust-protected	The ingress of dust is not fully prevented, but dust may not enter to such an extent as to impair satisfactory operation of the device or safety.
6	Dust-tight	No ingress of dust at a partial vacuum of 20 mbar inside the enclosure.

Second Characteristic Numeral	Description	Explanation
1	Protected against vertically falling water drops	Vertically falling drops shall have no harmful effects.
2	Protected against vertically falling water drops when the enclosure is tilted up to 15°	Vertically falling drops must not have any harmful effects when the enclosure is tilted up to 15° on either side of the vertical.
3	Protected against spraying water	Water sprayed at an angle of up to 60° on either side of the vertical shall have no harmful effects.
4	Protected against splashing water	Water splashed on the enclosure from any direction shall have no harmful effects.
5	Protected against water jets	Water directed at the enclosure from any direction in a jet shall have no harmful effects.
6	Protected against powerful water jets	Water directed at the enclosure from every direction in a powerful jet shall have no harmful effects.
7	Protected against the effects of temporary immersion in water	Water must not ingress to such an extent as to cause harmful effects when the enclosure is temporarily immersed in water under standardised pressure and time conditions.
8	Protected against the effects of continuous immersion in water	Ingress of water in quantities causing harmful effects shall not be possible when the enclosure is continuously immersed in water under conditions to be agreed between the manufacturer and the user. However, the conditions must be more difficult than for characteristic numeral 7.
9	Water during high-pressure/steam-jet cleaning	Water directed at the enclosure from every direction under greatly increased pressure must not have any adverse effects.

¹⁾ The full diameter of the object probe shall not pass through an opening of the enclosure.

Example of a protection category, e.g. IP 43:

First characteristic numeral = 4:
Protected against solid foreign objects with a diameter of 1.0 mm and greater


Second characteristic numeral = 3:
Protected against spraying water

NEMA Categories

The National Electrical Manufacturers Association (NEMA) is a standards organisation in Washington, USA, publishes a number of technical standards but does not test or certify products itself.

The following NEMA classification outlines the protection of personnel from incidental contact with equipment and the protection of enclosures from external factors.

Protection Category	Explanation
NEMA 1	Indoor use, protects against falling dirt.
NEMA 2	Indoor use, protects against falling dirt and dripping water.
NEMA 3	Outdoor use, protects against rain, sleet, snow and windblown dust; also protects against damage from external formation of ice on the enclosure.
NEMA 3R	Outdoor use, protects against rain, sleet, snow; also protects against damage from external formation of ice on the enclosure.
NEMA 3S	Indoor or outdoor use; protects against rain, sleet and windblown dust; furthermore, external mechanisms remain operable when ice laden.
NEMA 4	Indoor or outdoor use, protects against windblown dust and rain, splashing and hose-directed water; also protects against damage from external formation of ice on the enclosure.
NEMA 4X	Indoor or outdoor use, protects against windblown dust and rain, splashing and hose-directed water and corrosion; also protects against damage from external formation of ice on the enclosure.
NEMA 5	Indoor use; protects against falling dirt, settling airborne dust, lint, fibres and flyings, as well as dripping non-corrosive liquids.
NEMA 6	Indoor or outdoor use, protects against falling dirt, hose-directed water and the ingress of water during occasional, temporary submersion at a certain depth; also protects against damage from external formation of ice on the enclosure.
NEMA 6P	Indoor or outdoor use, protects against hose-directed water and the ingress of water during longer periods of submersion at a certain depth; also protects against damage from external formation of ice on the enclosure.
NEMA 12	Indoor use; protects against falling dirt, circulating dust and dripping non-corrosive liquids.
NEMA 13	Indoor use; protects against dust, falling dirt, splashed water and oil as well as non-corrosive coolants.
800A	Connection Block, 95-300mm ² , 33x22x10mm Cu
1600A	Connection Block, 65x22x10mm Cu



AUSTRALIA

Customer Service

T 1800 350 665
E customerservice@rittal.com.au

Service

T 1800 676 169
E service@rittal.com.au

W rittal.com.au
rittaldatacentre.com.au

- SYDNEY
- MELBOURNE
- BRISBANE
- ADELAIDE
- PERTH

NEW ZEALAND

Customer Service

T 0800 748 825
E sales@rittal.co.nz

Service

T 0800 748 737
E service@rittal.co.nz

W rittal.co.nz
rittaldatacentre.co.nz

- WELLINGTON
- CHRISTCHURCH

ENCLOSURES

POWER DISTRIBUTION

CLIMATE CONTROL

IT INFRASTRUCTURE

SOFTWARE & SERVICES

